

Unit 6 There Are Some Elephants over There Lesson Plan on Dec. 29

一、學習領域：英語（Josephine Chuang）

- 二、教學主題：
- 1.能認識非洲動物。
 - 2.能認識數種動物和其特有行為。
 - 3.能應用對話主題擴展跨領域的認知，並討論相關議題。
 - 4.能認識動物相關的字彙。
 - 5.能用 There is/are...搭配介系詞描述人或物的位置。
 - 6.能詢問人或物品的位置並回答。

三、教學目標：【暖身】

- 1.能說出動物的英文名稱。

【對話】

- 2.能以正確的發音及語調說出基本或重要句子，並進行角色扮演。
- 3.能了解對話的主要內容並應用到實際生活情境中。

【字彙】

- 4.能聽說讀寫動物類字詞。

【文法】

- 5.能使用 There is/are (not)...來描述某處有或沒有某人或某物。
- 6.能簡單用英語描述兩圖的異同之處。
- 7.能以 Are there any...?詢問某處有無某項物品，並能依實際情況回答 Yes, there are/is.或 No, there aren't/isn't.

四、教學對象：Grade 7

五、能力指標：2-IV-12 能以簡易的英語參與引導式討論。

3-IV-12 能熟悉重要的閱讀技巧，如擷取大意、猜測字義、推敲文意、預測後續文意及情節發展等。

4-IV-2 能依圖畫、圖示書寫英文句子。

5-IV-2 能掌握國中階段所學字詞及句型，適當地使用於日常生活之溝通。

7-IV-2 善用相關主題之背景知識，以利閱讀或聽力理解。

9-IV-1 能綜合相關資訊做合理的猜測。



六、教學時間：週三(12/29)第二節課(45minutes)

七、教學流程：


【活動】：


Teaching Activity :				
Subject	English			Time
Topic	There are some elephants over there.			45mins
Objective	1. Be able to name animals . 2. Comprehend and know how to use "there is /are "have/has ."			
Prior knowledge	Prepositions / know how to tell the exactly places			
Proficiency index	Strategy description	Time	Teaching materials	notices
7-IV-2	<p>■ preparatory</p> <p>Warm-up: Get it a start from listening to lots of sounds of animals, and pop out some questions to the students. Let the students to think about the vocabularies they know.</p>	3-5 mins	Computer Projector Background music	Flashcards—orangutan, elephant , rhino, tiger , lion, zebra, oxpeckers and so on...
2-IV-12 3-IV-12 4-IV-2 5-IV-2	<p>■ development</p> <p>Presentation: 1. Start from the adverbs of place ,and make sure the students comprehend and recognize the proper position. 2. Brief description on the differences between the grammar "there is/ are " and "have / has ." (Please refer to the attached file, the worksheet)</p>	10 mins 15 mins	computer Flash cards Pictures, worksheet	
2-IV-12 3-IV-12 4-IV-2 5-IV-2 7-IV-2	<p>■ comprehensive activities</p> <p>Production: 【Story telling】 Let the students make a story solitair. Make use of the sentence pattern like"there is /are " and "preposition " to make up a funny and ridiculous story ever.</p>	15 mins	worksheets	
	<p>◎ Wrap-up/ Homework: 1. Google form online /worksheet</p>			
Number Zoo	https://www.youtube.com/watch?v=snUGqgAmz-c			
Sounds of animals	https://www.youtube.com/watch?v=aLbb7F8m2zk			


THERE IS / THERE ARE

There is a / an...	1 
There are ...	More than 1 

WRITE: IS / ARE


There _____ a lemon 


There _____ lemons 


There _____ an apple 


There _____ apples 


There _____ strawberries 

There _____ a strawberry 

There _____ an orange 

There _____ oranges 

There _____ pears 

There _____ a pineapple 

There _____ grapes 

There is - There are



There is = There's → singular → one person/object ★

There are → plural → more than one person/object ★★

1. Look, read and choose True or False:

- There is a dog. **True** **False**
- There are four balls. **True** **False**
- There is a snake. **True** **False**
- There are some flowers. **True** **False**
- There is a purple jacket. **True** **False**
- There are two guitars. **True** **False**
- There is a pencil. **True** **False**
- There are two socks. **True** **False**
- There is a shark. **True** **False**
- There are two black cats. **True** **False**



2. Write 'There is' or 'There are' and match:

<input type="text"/>	a restaurant. ●		
<input type="text"/>	two swimming pools. ●		
<input type="text"/>	four cinemas. ●		
<input type="text"/>	a supermarket. ●		
<input type="text"/>	a farm. ●		
<input type="text"/>	three parks. ●		



Name:

Date:



1. The owl is (in – on – under) the tree.



2. The worm is (in – on – under) the apple.



3. The ring is (in – on – under) the box.



4. They are (in – on – under) the umbrella.



5. The flowers are (in – on – under) the vase.










6. The boy is (in – on – under) the tree.



7. The book is (in – on – under) the desk.

Name: _____
Date 23-06-2015 2nd grade.


A. Complete with 'in', 'on', 'under'!

1.  The book is _____ the table.
 2.  The pencil is _____ the pencil case.
 3.  The duster is _____ the chair.
 4.  The book is _____ the chair
 5.  The globe is _____ the chair
 6.  The duster is _____ the _____
 7.  The sharpener is _____
-

Prepositions of Place

Name: _____ Date: _____

1. - Fill in the blanks using the correct prepositions of place for each one. (in, under, next to, near, on, above, between, behind, below)



- 1) The clock isthe wall.
- 2) The ball isthe table.
- 3) The cat isthe armchair.
- 4) The table isthe armchair.
- 5) The carpet isthe floor.
- 6) The lamp isthe table.
- 7) The flowers arethe vase.
- 8) The table isthe chair
and the armchair.