



Unit 5 數字歌

示範教學教師: 黃惠敏老師

指導老師: 孫一文老師


動物



The cow is in a car.



The pig is on a bike.



The goat is in a boat.



The dog is on a train.



The bird is on skates.



The duck is in a plane.

<https://www.youtube.com/watch?v=w8MtUQngBkU>

一個炒米香(簡上仁教唱)

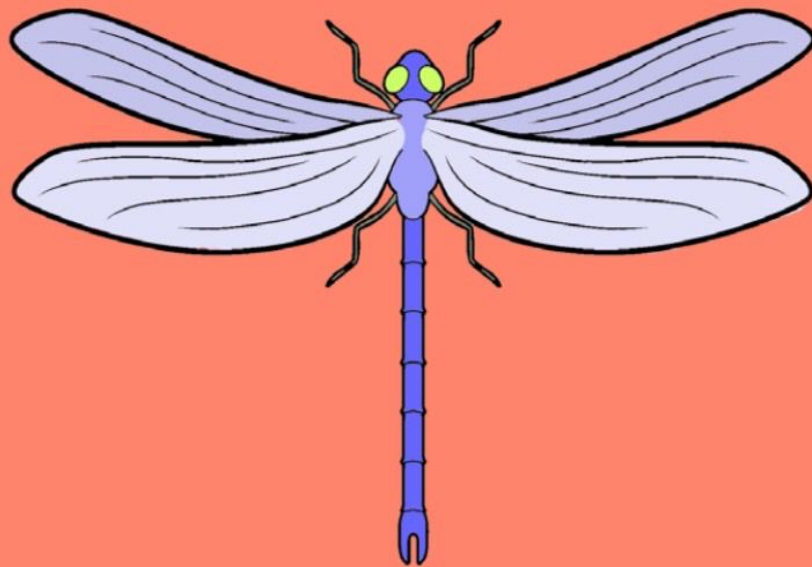


How many eyes do you see?
I see two.

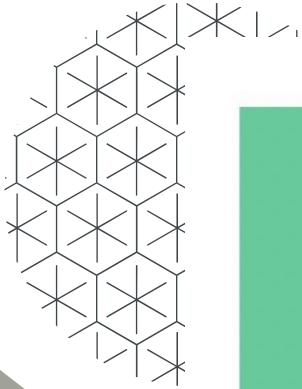




How many wheels do you see?
I see three.



How many wings do you see?
I see four.



How many candles do you see?
I see five.





How many kites do you see?
I see six.


How Many? • Level C





How many windows do you see?
I see seven.

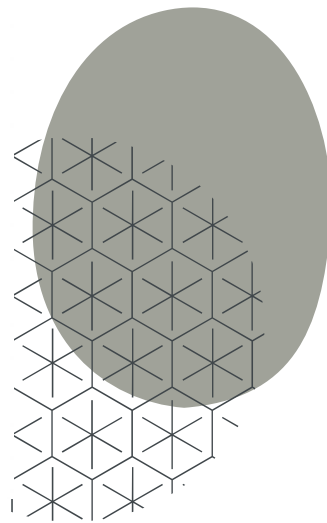




How many arms do you see?
I see eight.



How many smiles do you see?
I see nine.





勞力
多謝
謝謝

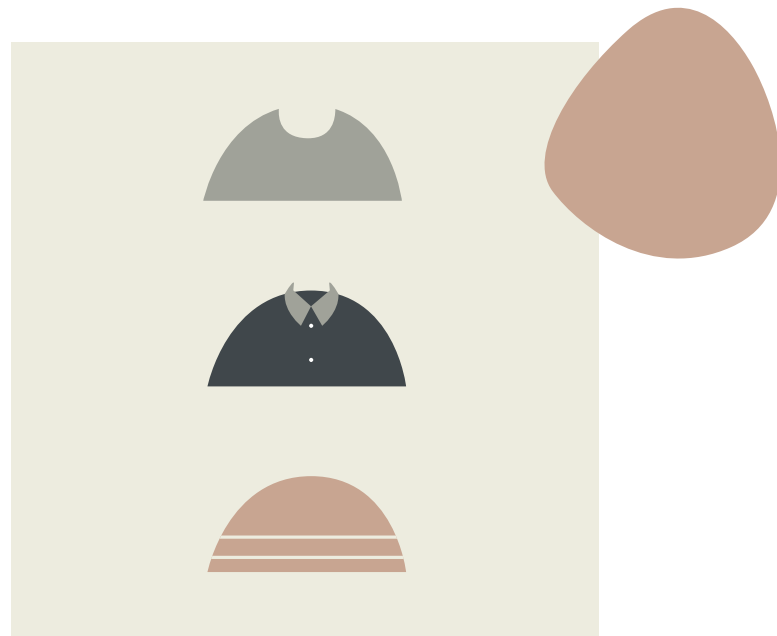

Thank you.



Previous Avatar

Customize it




Next Avatar



Previous Avatar

Customize it




Next Avatar



Previous Avatar

Customize it

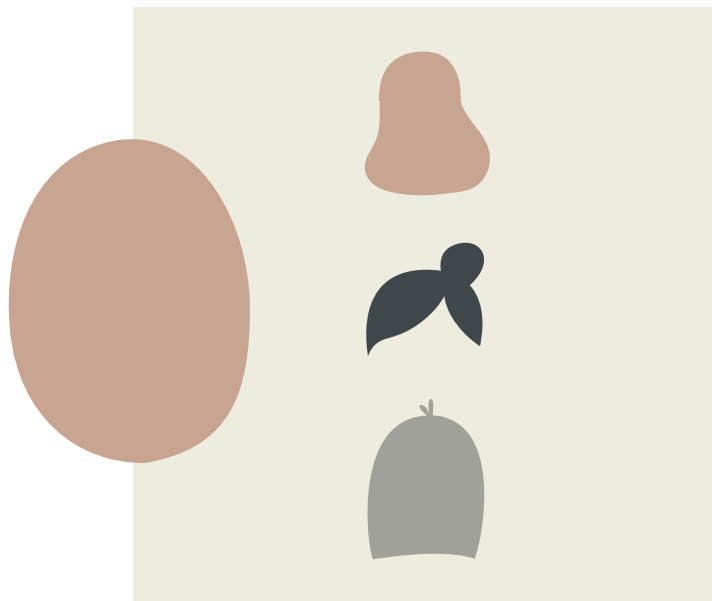

Next Avatar



Previous Avatar

Customize it


03. Reminder



Previous Avatar

Customize it



03. Reminder



Previous Avatar

Customize it

03. Reminder



Important for the next class

Subject		
Science	Read today's lesson	Do exercises 1 and 2
Music	Bring instrument	Practice song
Language	Read book	Do grammar exercises
Maths	Do calculation	Learn lesson

Do not forget

Tasks

- Translate text
- Paint mural
- Do spelling homework
- Do exercises 4 and 5

Subjects

- English
- Art
- Language
- Maths



What materials must I bring to class?

Notes

Eraser

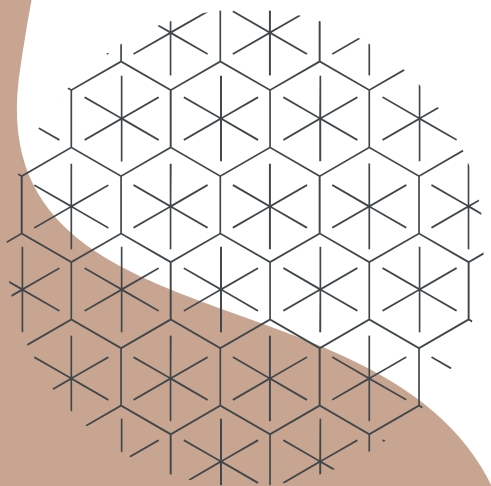

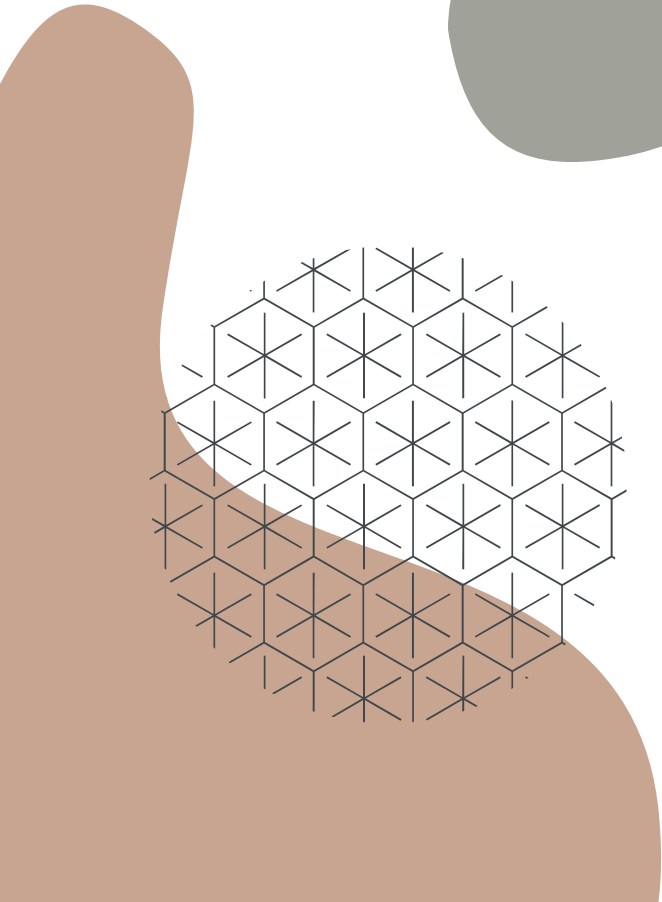
Rounded scissors

Pencils

Stapler

Calculator

Markers



Student Attending

M T W T F

Student 1



Student 2





Student 3



Student 4



Student 5



Activities

- Ask lesson
- Correct homework
- Send homework for tomorrow






The background features several abstract organic shapes in shades of brown, tan, and grey. A thin black line drawing of a leafy branch is positioned in the lower right quadrant, overlapping the grey box.

Ask homework to:

- Student 1
- Student 2
- Student 3
- Student 4
- Student 5


Today's Tasks

- Do science exercises
- Paint mural
- Do spelling homework




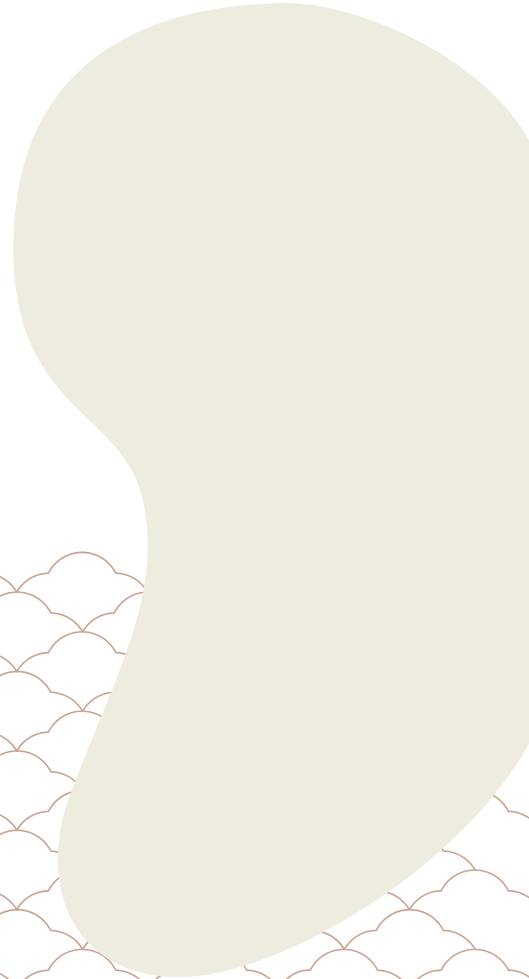


Homework

- Do science exercises
- Paint mural
- Do spelling homework



Materials




- Pencils
- Paintings
- Books
- Folder



Menu

04

Planning



Weekly planning



Monday

08:00 | Go to class

16:30 | Do homework

Thursday

08:00 | Breakfast

09:30 | Music class

13:30 | Lunch with mum

Tuesday

17:00 | Study for Friday

18:00 | Maths class

Friday

07:30 | Review for exam

11:30 | Science test

17:30 | Go to Sarah's

Wednesday

10:30 | Relax time

19:00 | Piano Lesson

Saturday

11:00 | Do homework

Sunday

10:00 | Plan next week

Monthly planner

April

Mo	Tu	We	Th	Fr	Sa	Su
			1	2	3	4
5	6	7	8	9	10	11
12	13	14	15	16	17	18
19	20	21	22	23	24	25
26	27	28	29	30		

First semester 2021

January

Mo	Tu	We	Th	Fr	Sa	Su
				1	2	3
4	5	6	7	8	9	10
11	12	13	14	15	16	17
18	19	20	21	22	23	24
25	26	27	28	29	30	31

February

Mo	Tu	We	Th	Fr	Sa	Su
1	2	3	4	5	6	2
7	8	9	10	11	12	9
13	14	15	16	17	18	16
19	20	21	22	23	24	23
25	26	27	28			

March

Mo	Tu	We	Th	Fr	Sa	Su
1	2	3	4	5	6	7
8	9	10	11	12	13	14
15	16	17	18	19	20	21
22	23	24	25	26	27	28
29	30	31				

April

Mo	Tu	We	Th	Fr	Sa	Su
			1	2	3	4
5	6	7	8	9	10	11
12	13	14	15	16	17	18
19	20	21	22	23	24	25
26	27	28	29	30		

May

Mo	Tu	We	Th	Fr	Sa	Su
					1	2
3	4	5	6	7	8	9
10	11	12	13	14	15	16
17	18	19	20	21	22	23
24	25	26	27	28	29	30
31						

June

Mo	Tu	We	Th	Fr	Sa	Su
	1	2	3	4	5	6
7	8	9	10	11	12	13
14	15	16	17	18	19	20
21	22	23	24	25	26	27
28	29	30				

Second Semester 2021

July						
Mo	Tu	We	Th	Fr	Sa	Su
			1	2	3	4
5	6	7	8	9	10	11
12	13	14	15	16	17	18
19	20	21	22	23	24	25
26	27	28	29	30	31	

August						
Mo	Tu	We	Th	Fr	Sa	Su
						1
2	3	4	5	6	7	8
9	10	11	12	13	14	15
16	17	18	19	20	21	22
23	24	25	26	27	28	29
30	31					


September						
Mo	Tu	We	Th	Fr	Sa	Su
		1	2	3	4	5
6	7	8	9	10	11	12
13	14	15	16	17	18	19
20	21	22	23	24	25	26
27	28	29	30			

October						
Mo	Tu	We	Th	Fr	Sa	Su
				1	2	3
4	5	6	7	8	9	10
11	12	13	14	15	16	17
18	19	20	21	22	23	24
25	26	27	28	29	30	31

November						
Mo	Tu	We	Th	Fr	Sa	Su
1	2	3	4	5	6	7
8	9	10	11	12	13	14
15	16	17	18	19	20	21
22	23	24	25	26	27	28
29	30					

December						
Mo	Tu	We	Th	Fr	Sa	Su
		1	2	3	4	5
6	7	8	9	10	11	12
13	14	15	16	17	18	19
20	21	22	23	24	25	26
27	28	29	30	31		

Menu



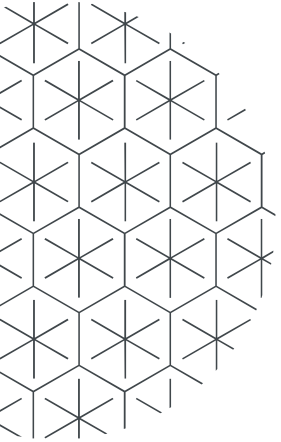
05

Homework




Write your homework

Monday - 5th april, 2021



Science	Do science homework
Maths	
Music	
Art	Draw a mural



Write your homework

Mon	Tue	Wed	Thu	Fri
Read to book Study Maths Do grammar	Do Science	Draw Study Music	Translate text Exercise 1	Play piano

Timetable

	Mon	Tue	Wed	Thu	Fri
8:00 – 8:30	Music	Science	Language	English	Science
8:30 – 9:00	Art	English	Maths	Music	Art
9:00 – 10:00	Language	Maths	Science	Art	Language
10:00 – 10:45	Lunch				
11:30 – 12:30	Maths	Art	Music	Language	Music
12:30 – 13:30	Science	Music	Art	Maths	Maths

Test

Part I

1. Link it:

- a. Is a gas giant and the biggest planet
- b. Has a beautiful name, but it's hot
- c. Despite being red, is a cold place

Venus
Mars
Jupiter

2. Write the missing data:

Mass	Diameter	Gravity
100	355	?

Test

Part II


3. Describe Venus:

It's the second planet in the Solar System
and It has a beautiful name

4. Make a list of synonyms of the given word:

Planet	?	?	?
?	?	?	?

Menu




06

Others



Infographic



Mars

Despite being red, Mars is a cold place



Jupiter

Jupiter is a gas giant and the biggest planet



Saturn

It's composed of hydrogen and helium



Neptune

Neptune is the farthest planet from the Sun

Infographic

Saturn

Saturn is composed of hydrogen and helium



Neptune

Neptune is the farthest from the Sun




Mercury

Mercury is the closest planet to the Sun



Mars

Despite being red, Mars is a cold place



Infographic



Mars

Despite being red, Mars is a cold place



Saturn

It's composed of hydrogen and helium



Jupiter


Jupiter is a gas giant and the biggest planet


The slide title goes here!

Do you know what helps you make your point clear? Lists like this:



- They're simple
- You can organize your ideas
- You'll never forget to buy milk!

And the audience won't miss the point of your presentation





**A picture is
worth a
thousand words**




A picture always reinforces the concept

Images reveal large amounts of data, so remember: use an image instead of long texts



The background features several abstract, organic shapes in muted colors: a large brown shape on the left, a large grey shape on the right, and a smaller grey oval at the bottom right. A black line drawing of a leafy branch is positioned at the top center. The text 'Awesome Words' is centered within a light beige, irregularly shaped area.

Awesome Words



3,450

Big numbers catch your audience's attention

Notes

Mercury

Mercury is the closest to the Sun

Venus

Venus is the second planet from the Sun

Mars

Despite being red, Mars is a cold place

Saturn

It's composed of hydrogen and helium

Neptune

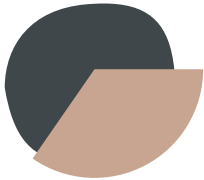
Neptune is the farthest from the Sun

Jupiter

It's a gas giant and the biggest planet

Percentages

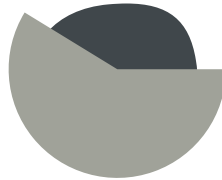
32%



Mercury

Mercury is the closest to the Sun

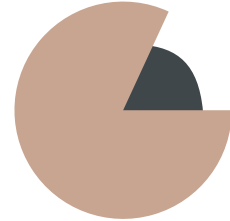
60%



Neptune

Neptune is the farthest from the Sun

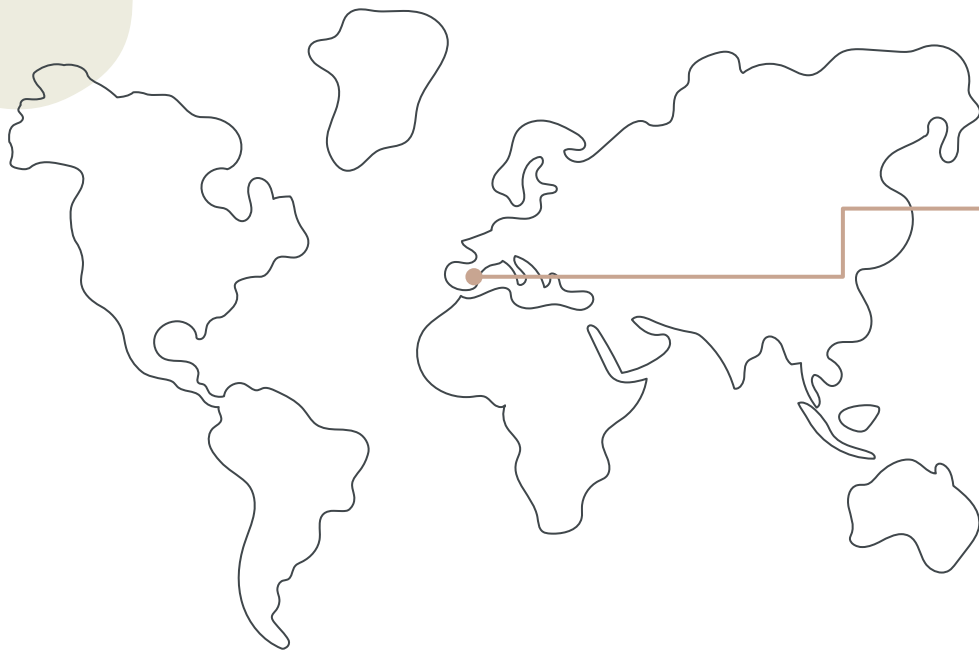
88%



Saturn


Saturn is a gas giant and has several rings

This is a map



Venus

It has a nice name, but
It's terribly hot





333,000000



Earth's mass is the Sun's mass

24h 37m 23s

is Jupiter's rotation period

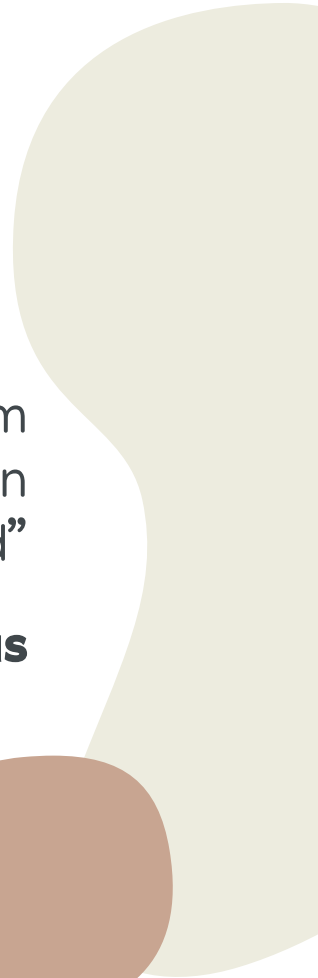

386,000km

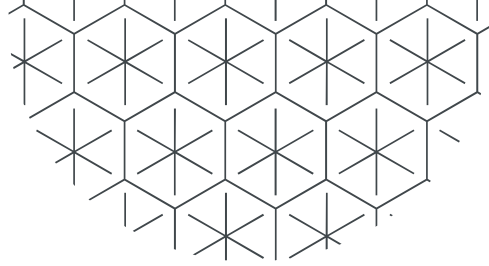
is a very long distance



“This is a quote, words full of wisdom
that someone important said and can
make the reader get inspired”

—**Someone Famous**





Whoa!

This can be the part of the presentation where you can tell a funny anecdote

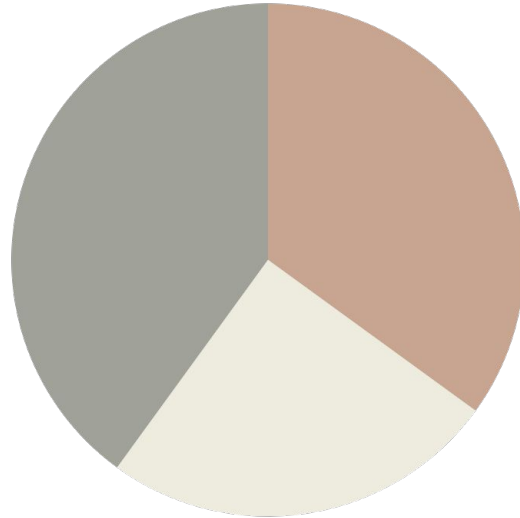
This is a graph

Mars 40%

Despite being red,
Mars is a cold place

Saturn 25%

It's composed of
hydrogen and helium



Neptune 35%

Neptune is the
farthest from the Sun

To modify this graph, click on it, follow the link,
change the data and paste the resulting graph
here, replacing this one




Conclusions



Mercury

Mercury is the closest to the Sun




Venus

Venus is the second planet from the Sun




Mars

Despite being red, Mars is a cold place



Need more columns of text?



Mercury

Mercury is the closest to the Sun

Mars

Despite being red, Mars is a cold place

Venus

Venus is the second planet from the Sun

Jupiter

It's a gas giant and the biggest planet

Our team



Helena James

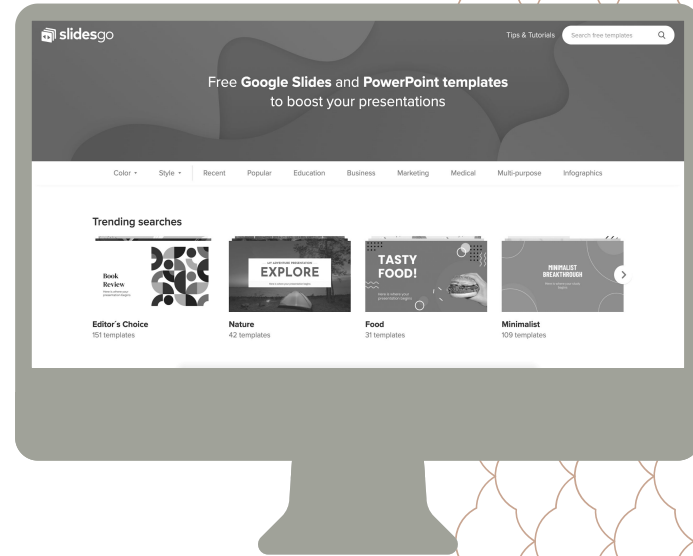
You can replace the image on the screen with your own

John Doe

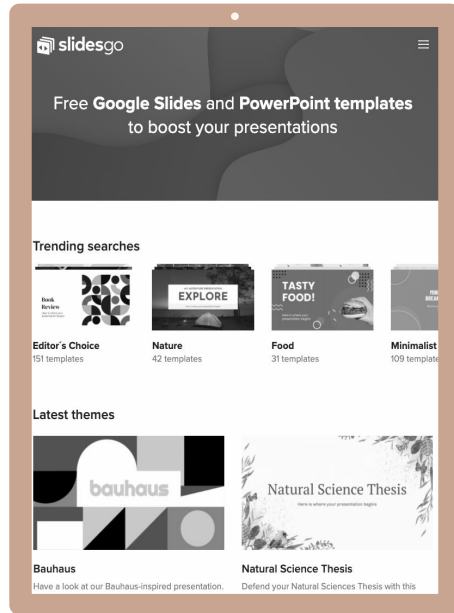
You can replace the image on the screen with your own

Desktop software


You can replace the image on the screen with your own work. Just delete this one, add yours and center it properly



Tablet app



You can replace the image on the screen with your own work. Just delete this one, add yours and center it properly




Mobile web






You can replace the image on the screen with your own work. Just delete this one, add yours and center it properly




Science moodboard



Maths moodboard



Art moodboard





Thanks

Do you have any questions?
addyouremail@freepik.com | +91 620 421
838 | yourcompany.com



CREDITS: This presentation template was created
by **Slidesgo**, including icons by **Flaticon**,
infographics & images by **Freepik**

Please, keep this slide for the attribution



Alternative resources

Vectors:

- Wedding facebook cover template
- Wedding planner facebook cover template


Photos:

- Front view composition with different books
- Full shot student with books floor
- Creative composition with books flower
- Front view stack books with vase flowers
- Medium shot smiley woman reading bed
- Creative assortment world book day

Alternative resources



Alternative resources




Resources

Vectors:

- Wedding planner facebook cover template
- Covers collection with organic shapes
- Hand drawn people avatar collection
- Collection illustrated people avatars
- Flat design back school background

Photos:

- Front view stack books with one open
- Top view books with copy space
- Friends attending online class together
- Front view science elements with chemicals assortment




Resources

- High angle science elements
- Front view science elements arrangement lab
- Scientist working with chemical substances
- Cute girl science lab
- Front view girl scientist posing with lab coat safety glasses
- Mathematics with numbers copy space
- Math colorful rulers supplies calculator
- Maths with numbers stationery school items
- Colorful statistical pie charts
- Girl studying maths
- Girl making calculation
- Apple books pile near chalkboard
- Colorful math numbers with calculator

Resources

- Flat lay colorful abacus counting
- Dirty coloured palette pain
- Dirty color palette watercolour
- Front view minimalist frame easel brushes
- Close up paintbrush watercolor paint
- Easel watercolor paint
- Brushes paint creativity art concept
- Science elements with chemicals assortment



Instructions for use

In order to use this template, you must credit [Slidesgo](#) by keeping the **Thanks** slide.

You are allowed to:

- Modify this template.
- Use it for both personal and commercial projects.

You are not allowed to:

- Sublicense, sell or rent any of Slidesgo Content (or a modified version of Slidesgo Content).
- Distribute Slidesgo Content unless it has been expressly authorized by Slidesgo.
- Include Slidesgo Content in an online or offline database or file.
- Offer Slidesgo templates (or modified versions of Slidesgo templates) for download.
- Acquire the copyright of Slidesgo Content.

For more information about editing slides, please read our FAQs or visit Slidesgo School:

<https://slidesgo.com/faqs> and <https://slidesgo.com/slidesgo-school>

Fonts & colors used

This presentation has been made using the following fonts:

Hammersmith One

(<https://fonts.google.com/specimen/Hammersmith+One>)

Manjari

(<https://fonts.google.com/specimen/Manjari>)

#edecdfff

#c8a591ff

#a0a299

#40474b

#ffffff

Storyset

Create your Story with our illustrated concepts. Choose the style you like the most, edit its colors, pick the background and layers you want to show and bring them to life with the animator panel! It will boost your presentation. Check out [How it Works](#).



Pana



Amico



Bro



Rafiki



Cuate

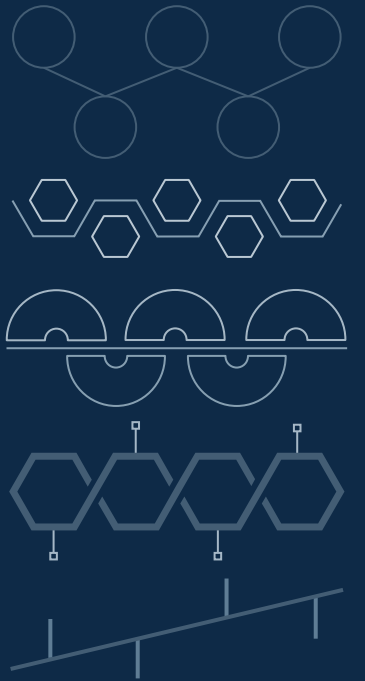
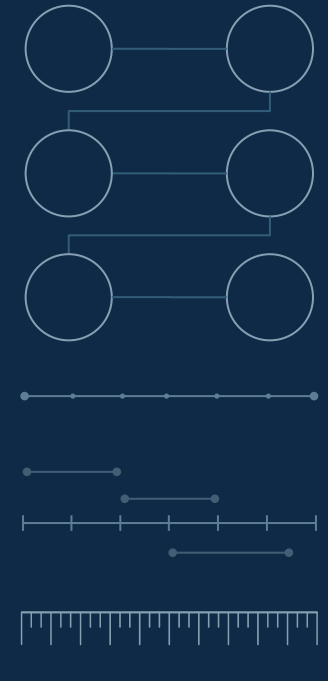
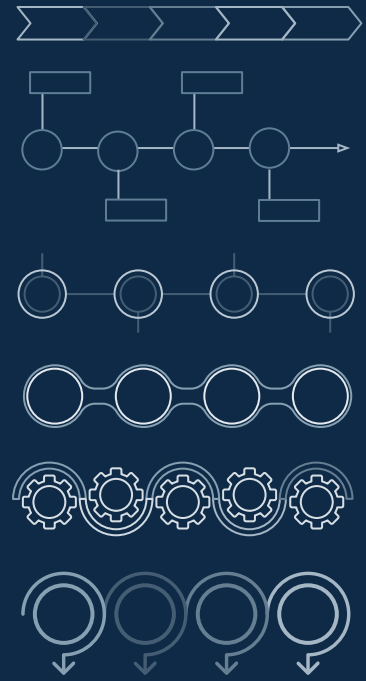
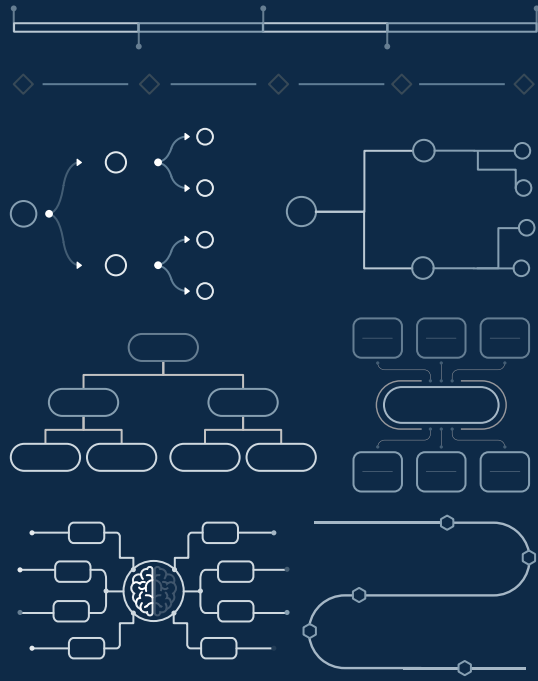
Use our editable graphic resources...

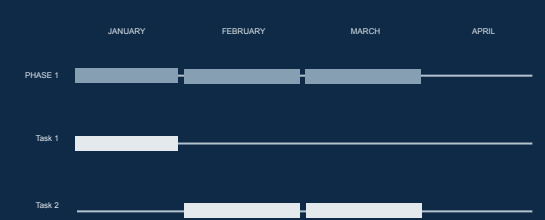

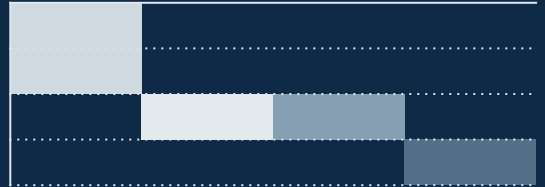


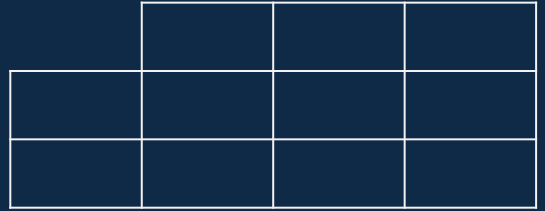
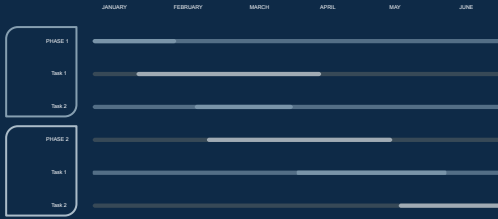
You can easily [resize](#) these resources without losing quality. To [change the color](#), just ungroup the resource and click on the object you want to change. Then, click on the paint bucket and select the color you want.


Group the resource again when you're done. You can also look for more [infographics](#) on [Slidesgo](#).

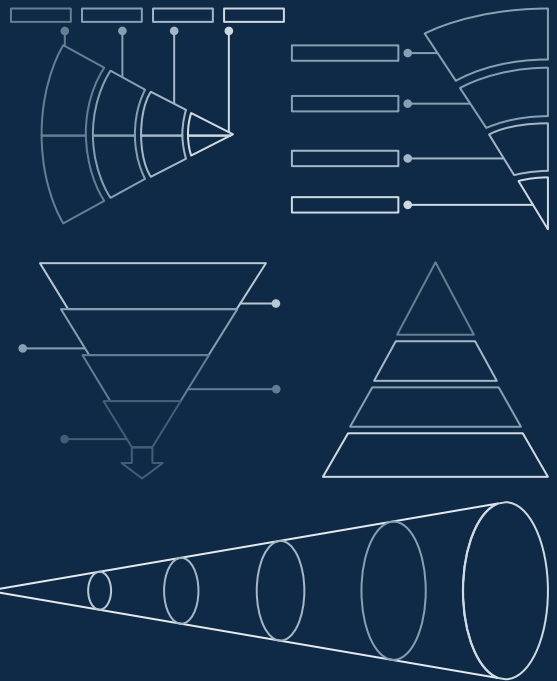
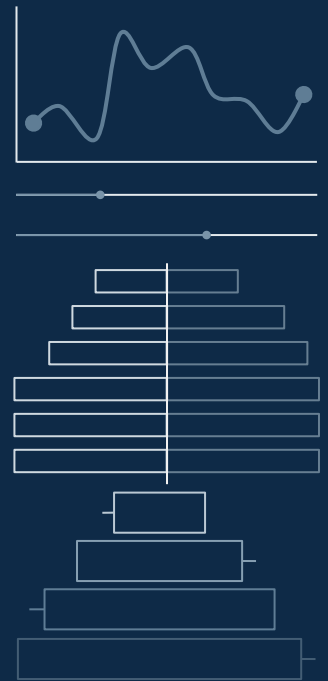
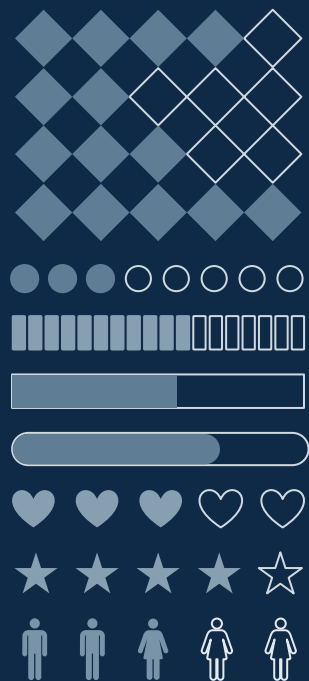













...and our sets of editable icons

You can resize these icons without losing quality.

You can change the stroke and fill color; just select the icon and click on the paint bucket/pen.

In Google Slides, you can also use Flaticon's extension, allowing you to customize and add even more icons.



Educational Icons




Medical Icons



Business Icons



Teamwork Icons



Creative Process Icons



Performing Arts Icons



Nature Icons



SEO & Marketing Icons



