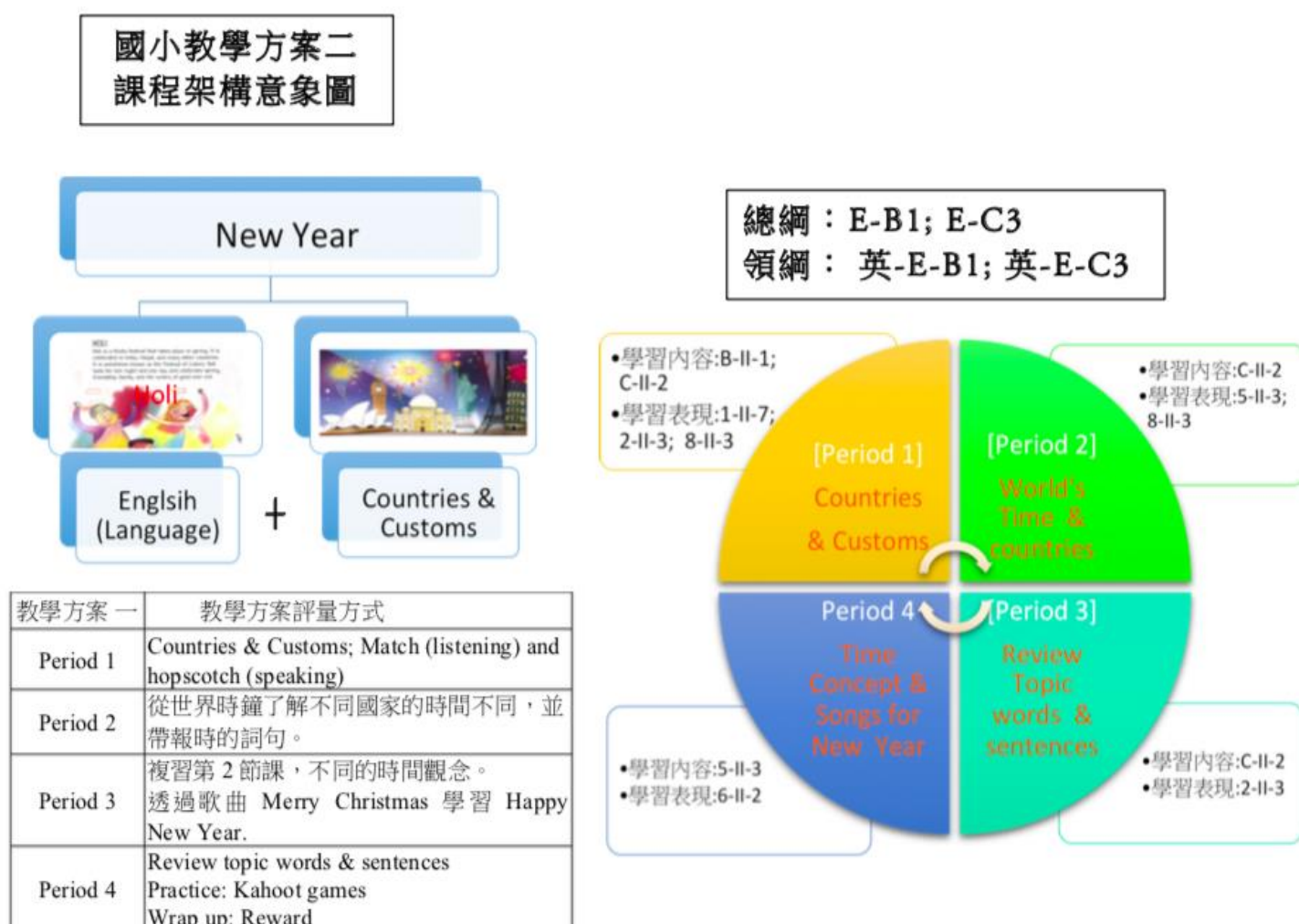


彰化縣111學年度國民中小學「素養導向教學與評量」設計案例

一、課程設計原則與教學理念說明

本課程以新年為核心，學生將循序漸進地認識新年的單字、學習運用於生活中的溝通與描述，以及透過富有意義的問答活動，學會組織訊息、創作圖像。

*課程設計意象圖



二、教學與評量活動設計

(一) 教學方案說明

方案主題	New Year	送件領域別 及 設計者姓名	英語領域 顏筱芸; 游雅慧; 詹志明	
課程設計 領域科目	單一領域(科目單元：英語)	總節數	共4節(每節40分)，共160分鐘	
教材來源	自編			
學習階段	第二學習階段（國小三、四年級）		實施年級	三年級
學生 學習經驗分析	<ol style="list-style-type: none"> 1.學生能辨讀26個英文字母。 2.學生能說出數字1-30的英文。 3.學生已學過Is 開頭疑問句及簡答句型 “Yes, it is.” & “No, it isn’t.” 4.學生已學過How old are you?/ What’s your name? /I am/You are/He is/She is 之句型。 5.學生曾經共讀過Katy Halford 的繪本 “Celebrations Around the World” 			
設計依據				
學科價值定位	本課程以新年節慶為主題，串聯四節課，學生可知道新年世界如何過和如何慶祝，認讀新年主題單字、問答句子，在新年操作活動中，進一步認識新年文化及代表物。			
領域核心素養	<ol style="list-style-type: none"> 1.英-E-B1 具備入門的聽、說、讀、寫英語文能力。在引導下，能運用所學、字詞及句型 進行簡易日常溝通。 2.英-E-C3 認識國內外主要節慶習俗及風土民情。 			

學習重點	學習表現	<p>第一節</p> <p>1-II-7 能聽懂課堂中所學的字詞。</p> <p>2-II-3 能說出課堂中所學的字詞。</p> <p>8-II-3 能了解課堂中所介紹的國外主要節慶習俗。</p> <p>第二節</p> <p>5-II-3 能以正確的發音及適切的速度朗讀簡易句型的句子。</p> <p>8-II-3 能了解課堂中所介紹的國外主要節慶習俗。</p> <p>第三節</p> <p>2-II-3 能說出課堂中所學的字詞。</p> <p>第四節</p> <p>5-II-3 能以正確的發音及適切的速度朗讀簡易句型的句子。</p> <p>6-II-2 積極參與各種課堂練習活動。</p>
	學習內容	<p>第一節</p> <p>B-II-1 第二學習階段所學字詞及句型的生活溝通。</p> <p>C-II-2 國內外主要節慶習俗。</p> <p>第二節</p> <p>C-II-2 國內外 主要節慶習俗。</p> <p>第三節</p> <p>C-II-2 國內外 主要節慶習俗。</p> <p>第四節</p> <p>B-II-1 第二學習階段所學字詞及句型的生活溝通。</p>
教學方案目標	<p>1. 學生能認識新年單字。</p> <p>2. 學生能認識新年節慶的慶祝方式。</p> <p>3. 學生能透過實際觀察，理解國家對新年慶祝特色及口說英文句子。</p> <p>4. 目標語言</p> <p>單字： Australia, Spain, South America (Mexico), firework, underwear, grapes</p> <p>句型： What time is it? It's _____.</p> <p>How do people celebrate New Year?</p> <p>In Australia, people host fireworks.</p> <p>In South America, people wear yellow underwear.</p>	

		In Spain, people eat twelve grapes on New Year Eve.
議題融入	實質內涵	環 C3 具備理解與關心本土與國際事務的素養，並認識與包容文化的多元性。 資 E1 認識常見的資訊系統。
	融入節次	第三節：介紹中文化與習俗所代表命意涵，帶領學生思考自身文化是否也有類似的傳統，如放鞭炮（set off firecrackers）。的新生 第四節：融入平板使用kahoot等資訊教育軟體。
與他領域／科目連結		藝術與人文領域；資訊領域
教學設備／資源		ipad, computer, flash cards, films, red envelopes, yellow underwear , 12 grapes
參考資料		1. 何嘉仁 e STAR 7 Culture & Festivals 2. Celebration Around The World, illustrated by Katy Halford 3. https://www.youtube.com/watch?v=YPPCC5iZTSw 4. https://www.youtube.com/watch?v=tNM5yHFZ5hE 5. https://www.youtube.com/watch?v=meYVvEnyrt4 6. https://www.youtube.com/watch?v=XHhekZ3KqzA 7. https://www.youtube.com/watch?v=L2uqrvlioBA

(二) 教案活動規劃

節次規劃說明	
單元節次	教學活動安排扼要說明

第1節課	<p>Warm up: Greetings & New Year song</p> <p>Presentation: Countries & Customs</p> <p>Practice: Match (listening) and hopscotch (speaking)</p> <p>Wrap up: Review</p> <p>Evaluating : Kahoot assessment</p>
第2節課	從世界時鐘了解不同國家的時間不同，並帶報時的詞句。
第3節課	<p>複習第2節課，不同的時間觀念。</p> <p>透過歌曲Merry Christmas 學習Happy New Year.</p>
第4節課	<p>Warm up: Greetings</p> <p>Presentation:Review topic words & sentences</p> <p>Practice:Kahoot games</p> <p>Wrap up:Reward</p>


(三) 各節教案

教學活動內容及實施方式	時間	學習內容／ 學習表現
<p style="text-align: center;">Period 1</p> <p>【Warm up】</p> <p>1.Greetings. 2.Tr. plays the New Year song (Happy Happy New Year). 3.Tr. shows the clock pictures of the video to Ss. Tr.: “What time is it?” (Ss name of the new year final countdown in English)</p> <p>【Presentation】 Countries & Customs</p> <p>1.Tr. puts Word Flash Cards (Australia, Spain,Mexico, firework, underwear, grapes) on the blackboard. Using 3 countries to present three different customs about greeting new year.</p> <p>2.Tr. shows three videos toward to countries’ celebration about new year, by doing so students get to know the key words : Australia, Spain, Mexico, fireworks, underwear, grapes.</p>	<p>3 mins</p> <p>15 mins</p>	<p>B-II-1,C-II-2, 1-II-7,2-II-3, 8-II-3</p>


3. Tr. uses countries to connect their customs, and lets students to take a guess. As the clock strikes midnight, people exchange hugs and wishes.

Sentences:

In Australia's Sydney has firework displays.



In Spain, people eat twelve grapes on New Year Eve.



In Mexico, they wear yellow underwear for luck.



4.Tr. puts Word Flash Cards (Australia, Spain,Mexico, firework, underwear, grapes) on the blackboard and leads Ss to read them.

5.Tr. lets Ss to repeat those vocabulary five times.

【Practice】

Hit and Say

1. Ss use their hammers to hit the pictures according to teacher's instructions.

12 mins



2. Each group gets extra points from teacher's games (Face Change Rubik's Cube).



3. Group work:

1. Ss match the countries and their customs while saying the sentence at the same time.

In Australia's Sydney has _____.

In Spain, people eat _____ on New Year Eve.

In Mexico, they wear _____ for luck.

2. Each student in a group take turns to practice the words by hopscotch game. (Tr. scores them)



10 mins

【Wrap up】

1. Tr. reviews the vocabulary and sentences, and lets each group to read the sentences out loud.

2. Tr. divides Ss into three groups and takes turn to let each group's representative to come to the stage and to read the sentences. The representative reads the sentences right and gets points for the group.

3. Tr. rewards for students' good performance.

5 mins

4. Evaluating : Kahoot assessment

15 mins

Period 2

【Warm up】

What time is it? (Song)

<p>https://www.youtube.com/watch?v=1eGkW3JnthI</p> <p>【Presentation】 1.What time is it? (Around the world: https://www.timeanddate.com/worldclock/)</p> <p>2.What time is it in Australia? What time is it in <u>Taiwan</u>? It's ____ o'clock.</p> <p>3.It's almost 12 o'clock. Let's count down. (Count down from 10.)</p> <p>【Practice】 1. What time is it? (Information Gap Worksheet) 2. Talk to partners to check answers.</p> <p>【Wrap up】 Wordwall Checking https://wordwall.net/resource/18866153/what-time-is-it</p> <p style="text-align: center;">Period 3</p> <p>【Warm up】 Review Traditions in New Year (in Different Countries)</p> <p>【Presentation】 New Year Tradition Video: https://www.youtube.com/watch?v=DDNOTBIFWWY *Talk about how people celebrate New Year</p> <p>【Practice】 1. Song (We wish a Merry Christmas and a happy New Year)</p> <p>【Wrap up】 Happy New Year! (Cool English 國小/聽力/scholastic/) OR https://www.coolenglish.edu.tw/mod/resource/view.php?id=36983 game:</p>	<p>15 mins</p> <p>5 mins</p> <p>5 mins</p> <p>15 mins</p> <p>15 mins</p> <p>5 mins</p> <p>5 mins</p> <p>15 mins</p> <p>15 mins</p> <p>5 mins</p>	<p>C-II-2 1-II-7 8-II-3</p> <p>C-II-2 1-II-7 8-II-3</p>
--	--	---

<p style="text-align: center;">Period 4</p> <p>【Warm up】</p> <p>1.Greetings</p> <p>2.Tr. play topic words games.</p> <p>【Presentation】</p> <p>1.Tr. reviews topic sentences and plays topic sentences game.</p> <p>2.Tr. introduces how to play kahoot games.</p> <p>【Practice】</p> <p>1.Play kahoot games. https://play.kahoot.it/v2/?quizId=a4dc6fba-a82b-41a3-8f0e-4fefab77d251</p> <p>2.According to Ss' answers to review topic words and sentences.</p> <p>【Wrap up】</p> <p>1.Tr. rewards for Ss' performance.</p>	<p>5 mins</p>	<p>6-II-2 B-II-1</p>
---	---------------	--------------------------