

# 彰化縣立員林國民中學公開授課教學活動設計

(授課者填寫)

授課教師： 方詩瑋 授課班級： 708 授課科目： 英語

授課單元：U3 Open the Magic Door 教材來源：翰林 授課日期:111 年 10 月 19 日第 3 節

學習目標	1. 聽懂常見教室用語，並會執行。 2. 利用電子書及學習單，了解對話大意並能講述重點。 3. 能詢問與表達可做及不可做的事。		
學生先備經驗 或教材分析	理解教室用語。		
教學活動		時間	評量方法
1. 複習課本 p53,p54 有關教室用語的圖片，並利用 Simons Says 小遊戲，幫助學生熟悉教室用語；接著完成 P.54 B 部分。		10 mins	口說
2. 利用學習單裡 Pre-task 項目，小組討論題目答案，並請舉手搶答。		5 mins	紙筆與口說
3. 利用電子書動畫，播放對話內容，並請學生再一次跟讀，口頭提問對話內容，並利用學習單裡 During-task 的題目，確認學生是否理解。		15 mins	紙筆與口說
4. 小組討論學習單裡 Post-task 部分，並請同學分享。		10 mins	口說
5. 隨堂測驗教室用語		5 mins	

Class: \_\_\_\_\_ Name: \_\_\_\_\_

Pre-task

Work with your group. Look at the pictures on the left and connect the dots.





What does it mean?

No eating or drinking.

Don't feed the animals.

Be careful. Kids crossing.

Where can you see the sign?

In a zoo.

On roads near schools.

On abus.

During Task

Listen to the dialogue on pages 55 to 57, and answer the questions.

- (     ) Look at panel 1. What is Cody showing to his friends?  
(a) A picture.                      (b) A sign.                      (c) A door.
- (     ) Look at panel 3. Where are they?  
(a) At school.                      (b) In a museum.                      (c) At home.
- (     ) What do they see there?  
(a) Magic.                      (b) A door.                      (c) A mummy.
- (     ) Look at panel 9. What is the man running from?  
(a) A dinosaur.                      (b) A dog.                      (c) Cody and his friends.
- (     ) How many places did Cody and his friends go to?  
(a) One.                      (b) Two.                      (c) Three.
- (     ) Look at panel 16. What is Cody doing in the classroom?  
(a) Sleeping.                      (b) Singing.                      (c) Talking.

Post-task

- Work with your group, and think about dos and don'ts in different places.
- Work in pairs, and draw your own signs for dos or don'ts. Have your partner guess.




	Dos	Don'ts
library		
zoo		

# Unit 3 Open the Magic Door Dialogue

Class: 708 Name: 張宸豪

## Pre-task

Work with your group. Look at the pictures on the left and connect the dots.

What does it mean?	Where can you see the sign?
	<input checked="" type="checkbox"/> In a zoo.
	<input checked="" type="checkbox"/> On roads near schools.
	<input checked="" type="checkbox"/> On a bus.

## During Task

Listen to the dialogue on pages 55 to 57, and answer the questions.

- (C) Look at panel 1. What is Cody showing to his friends?  
(a) A picture. (b) A sign. (c) A door.
- (b) Look at panel 3. Where are they?  
(a) At school. (b) In a museum. (c) At home.
- (C) What do they see there?  
(a) Magic. (b) A door. (c) A mummy.
- (A) Look at panel 9. What is the man running from?  
(a) A dinosaur. (b) A dog. (c) Cody and his friends.
- (C) How many places did Cody and his friends go to?  
(a) One. (b) Two. (c) Three.
- (A) Look at panel 16. What is Cody doing in the classroom?  
(a) Sleeping. (b) Singing. (c) Talking.

## Post-task

Work with your group, and think about dos and don'ts in different places.

2. Work in pairs, and draw your own signs for dos or don'ts. Have your partner guess.




Dos	Don'ts
read books	talk
look at the animals	feed the animals

# Unit 3

Class: 708 Name: 2

## Pre-task

Work with your group. Look at the pictures on the left and connect the dots.

What does it mean?	Where can you see the sign?
	<input checked="" type="checkbox"/> In a zoo.
	<input checked="" type="checkbox"/> On roads near schools.
	<input checked="" type="checkbox"/> On a bus.

## During Task

Listen to the dialogue on pages 55 to 57, and answer the questions.

- (C) Look at panel 1. What is Cody showing to his friends?  
(a) A picture. (b) A sign. (c) A door.
- (b) Look at panel 3. Where are they?  
(a) At school. (b) In a museum. (c) At home.
- (C) What do they see there?  
(a) Magic. (b) A door. (c) A mummy.
- (A) Look at panel 9. What is the man running from?  
(a) A dinosaur. (b) A dog. (c) Cody and his friends.
- (C) How many places did Cody and his friends go to?  
(a) One. (b) Two. (c) Three.
- (A) Look at panel 16. What is Cody doing in the classroom?  
(a) Sleeping. (b) Singing. (c) Talking.

## Post-task

- Work with your group, and think about dos and don'ts in different places.
- Work in pairs, and draw your own signs for dos or don'ts. Have your partner guess.

Dos	Don'ts
library	look at the book talking loudly
zoo	look animals feed the animals.