





Detailed Lesson Plan	Teachers	Dan Yetta	Subject	English for 3rd Graders
	Date	March 05, 2024 (Tuesday)	Semester	2nd Semester
I. INTENDED LEARNING OUTCOMES	At the end of the lesson, the learners with at least 85% accuracy will be able to:			
A. Learner Performance	The learners... a.) will be able to identify the following animals; b.) will be able to organize the following sentence patterns in a correct sentence; c.) will be able to say "It's a bird.", "It's a cat.", "It's a dog.", "It's a frog.", "It's a rabbit.", and "It's an ox."; d.) will be able to answer the question "What is it?" and "is it a ____?".			
B. Target Macro Skills	Reading Skills Writing Skills Listening Skills Speaking Skills Viewing Skills			
II. Learning Content	<div>FUNNY ANIMALS</div> <div>Words and Phrases: a bird a dog a rabbit a cat a frog an ox</div> <div>Target Sentences:</div> <div>What is it? It's a bird. It's a dog. It's a cat. It's a frog. It's a rabbit. It's an ox.</div> <div>Is it a cat? Is it a dog? Is it a bird? Yes, it is. No, it isn't. No, it isn't.</div> <div>Is it a frog? Is it a rabbit? Is it an ox? No, it isn't. Yes, it is. Yes, it is.</div>			
III. Intructional Materials (IM's)	Book, Television, Chalkboard,Flashcards, White Board & Markers, Cups and Pingpong ball.			
IV. TIME	(40 minutes class)			
V. LEARNING EXPERIENCES				
A.AWARENESS ACTIVITY				
a. Preliminaries (2 minutes) Things to do before the class: The teachers will greet the students.	TEACHER		STUDENTS	
	"Good morning, everyone!" Class rules		"Good morning teachers, Good morning classmates!"	

<p>The teacher reminds the learners of the class rules.</p> <p>The teacher employs small talk to provide and  opportunity for students to connect.</p> <p>b. Warm-up Activity (3 minutes)</p> <p>The teacher will play the song "Can you stand up?" by Wormhole Learning. The teacher will ask the students to sing and dance.</p>	<p>1. "Sit properly." 2. "Clean desk"  3. "Look and Listen carefully."</p> <p>"How are you today?" Are you happy? Are you sad?</p> <p>"Everybody, stand-up!" "Let sing and dance."</p>	<p>"Yes" "No"</p>
--	---	-----------------------

<p>b. Review (5 minutes)</p> <p>The teacher will ask the student the question, "Can you tell me, what did we learn last time?"</p> <p>Review phonics with the students</p>	<p>"Can you tell me, what did we learn last time?"</p> <p>"Very good, Eason"</p> <p>"Very good Nini"</p>	<p>Eason: Vowel Sound  Nini: Numbers </p>
---	--	--

B.LESSON PROCEDURE

<p>a.Presentation (5 minutes)</p> <p>The teacher will ask the students to open their book on page 19.</p> <p>The teacher will tell the students the lesson for today.</p> <p>The teacher will ask the student to watch the video presentation of the lesson.</p> <p>b. Discussion (3 minutes)</p> <p>The teacher will ask the students about the presentation.</p>	<p>"Please, open your book on page 19."</p> <p>"Everyone, today we will learn about Funny Animals"</p> <p>"Eyes on the TV." "Look and Listen."</p> <p>"What did you see in the video?" "Nice" "Good"</p>	<p>Paisely: "dog" Yoga: "cat"</p>
--	--	--

<p>c.Pronunciation drill/ practice (2 minutes)</p> <p>The teacher will practice with the students to pronounce the following words and sentences correctly.</p>	<p>"Perfect"</p> <p>"It's a cat."</p> <p>"It's a dog."</p> <p>"It's a bird"</p> <p>"It's a frog."</p> <p>"It's a rabbit."</p> <p>"It's an ox."</p>	<p>Susan: "bird"</p> <p>"It's a cat."</p> <p>"It's a dog."</p> <p>"It's a bird"</p> <p>"It's a frog."</p> <p>"It's a rabbit."</p> <p>"It's an ox."</p>
<p>C.Application (Students turn)</p>		
<p>a. Reading and Speaking Activity. (5 minutes) (question and answer portion)</p> <p>The teacher will paste the flashcards on the chalkboard and write the sentences pattern.</p> <p>Then, the students will read with the teacher.</p> <p>Afterwards, the teacher will erase the sentences pattern.</p> <p>The students will tell what animals is being pointed by the teacher.</p>	<p>"It's a cat."</p> <p>"It's a dog."</p> <p>"It's a bird"</p> <p>"It's a frog."</p> <p>"It's a rabbit."</p> <p>"It's an ox."</p>	<p>"It's a cat."</p> <p>"It's a dog."</p> <p>"It's a bird"</p> <p>"It's a frog."</p> <p>"It's a rabbit."</p> <p>"It's an ox."</p>
<p>b. Listening Activity (5 minutes) (Pingpong and Cup game)</p> <p>The teacher will assess the listening ability of the students.</p> <p>The teacher will place the cups above flashcards.</p> <p>The teacher will interchange the ball with the Pingpong ball inside.</p>	<p>"It's a cat."</p> <p>"It's a dog."</p> <p>"It's a bird"</p> <p>"It's a frog."</p> <p>"It's a rabbit."</p> <p>"It's an ox."</p>	<p>"It's a cat."</p> <p>"It's a dog."</p> <p>"It's a bird"</p> <p>"It's a frog."</p> <p>"It's a rabbit."</p> <p>"It's an ox."</p>

The students need to guess what flashcards was the ball is into.		
c. Writing Activity (5 minutes) (Whiteboard and Marker)	"It's a cat." "It's a dog." "It's a bird" "It's a frog." "It's a rabbit." "It's an ox."	"It's a cat." "It's a dog." "It's a bird" "It's a frog." "It's a rabbit." "It's an ox."
D.ASSESSMENT		
a.Wrap-up Activity (5 minutes) The teacher will ask each and every student the question "What is it?" and the student will answer the question.	"Since, we don't have much time, teacher Dan and I would say goodbye. But before that let me check if you have learn something in our lesson today." Are you ready? "What is it?" "Good" "Very nice" "Great" "Wow" "Nice"	"It's a cat." "It's a dog." "It's a bird" "It's a frog." "It's a rabbit." "It's an ox."