



Mind prompts

思辨實驗課

2023.9.5 in LJIS

Growth
Mindset
成長型心態



- I can learn anything I want to
- When I'm frustrated, I persevere
- I want to challenge myself
- When I fail, I learn
- Tell me I try hard
- If you succeed, I'm inspired
- My effort and attitude determine everything

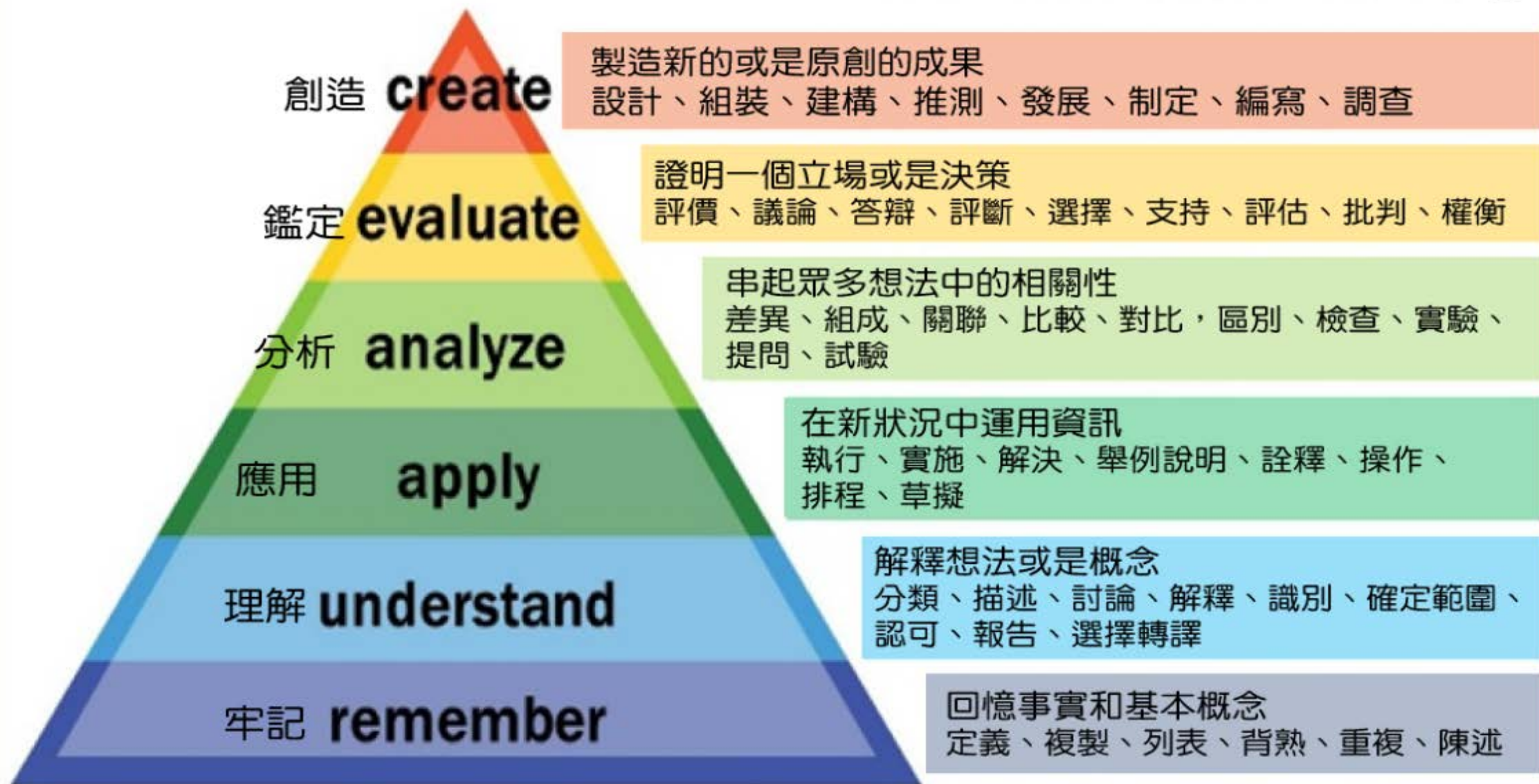


- I'm either good at it, or I'm not
- When I'm frustrated, I give up
- I don't like to be challenged
- When I fail, I'm no good
- Tell me I'm smart
- If you succeed, I feel threatened
- My abilities determine everything

Fixed
Mindset
定型心態





Bloom 目標分類學


Bloom's Taxonomy



the POWER OF taking NOTES

Note Taking

-  Record key words and phrases
-  Use a highlighter
-  Know your purpose
-  Don't just record facts —
write down questions,
ideas and conclusions



**Don't write
complete
sentences!**





Golden Retriever



Poodle

Let's have a look at an example of note taking!

Tip

When we research, we need to make sure we only record the information we need!

purpose

I know I am looking for information about the breeds of dogs that make good family pets.

Dogs

Dogs are great companions who make wonderful pets! One of the most popular breeds for families is the Golden Retriever. Not only are they intelligent and friendly, but they love children and are very loyal. Poodles are also extremely smart and gentle with young children. Be careful, however, because Poodles require a lot of grooming!

Main idea My Notes

Research Question: Which dog breeds make the best family pets and why?

Here are some tips that may help you:



Record key words and phrases, NOT full sentences.



Use a highlighter to highlight important information before taking notes.



Read with a purpose – know what you are searching for.



Use a ? if you don't understand something.



Color coding your notes can help you visually organize your information.



Polar Bears

- Polar bears are found in countries that surround the Arctic Circle such as Canada, Russia and Alaska. They are the largest meat-eating animals that live on land and feed mainly on seals. Polar bears' thick white coats provide warmth and camouflage. Their layer of blubber keep them warm when swimming in icy waters. They are strong swimmers who sometimes have to travel very long distances to find food. Polar bears have small ears to reduce heat loss. Luckily, polar bears have many ways to keep warm in their icy environment!
-
-



My Notes

Research Question:

How do polar bears keep warm in freezing temperatures?

Main idea



P5






Source: Polar Bear Information Text

Research Question: How do Polar Bears Keep warm?

My Notes

- Thick, white coats for warmth and also camouflage
- Layer of blubber – useful when swimming
- Small ears to reduce heat loss

Push Your Thinking!

-  Think about a text as you read
-  Ask questions, record new ideas and make conclusions
-  Use the sentences starters




How to push your thinking?

1. 找相似例子，進行佐證
2. 找相反例子，驗證其真實性
3. 檢視其論點，提出疑問
4. 挑戰其觀點，說明自己的想法或困惑

永遠要心存好奇與探究精神

'Push Your Thinking' Sentence Starters


 For example...




 Another example of this is...

 This makes me realize...

 This is important because...

 This is giving me the idea that...

 This connects with...

 This is similar to...


 This is different from...




 What I think this means is...

 I agree/disagree because...

 What is interesting about this is...

 Many people think...but I think...

 I am wondering...

 What confuses me about this is...

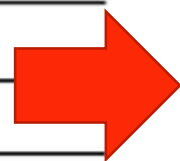


Source: Polar Bear Information Text

Research Question: How do Polar Bears Keep warm?

My Notes





- Thick, white coats for warmth and also camouflage
- Layer of blubber – useful when swimming
- Small ears to reduce heat loss




Questions, Ideas and Conclusions

?

Paraphrasing

-  Just use your notes
-  Use synonyms
-  Make new sentences
-  What is your purpose for reading?




Thick, white coats for
warmth and also camouflage

Layer of blubber – useful
when swimming

Small ears to reduce heat
loss

Have a go at
paraphrasing your notes
from the Polar Bear text
here. Remember your
reading purpose (research
question) as you write.



Source: Polar Bear Text

Paraphrase of My Notes

Do you know how the polar bears keep warm in cold weather?

Here are the reasons why.

Polar bears have thick white coats which give them
warmth and camouflage. They also have layer of blubber
to keep them warm when swimming in the cold weather.
There is also a secret reason for it, that's their small ears.
They can prevent from losing heat
With the thick white coat, layer of blubber and small ears,
polar bears can keep warm in the cold weather.




Notes

Take notes on the lesson. Write a summary of what you have learned after the lesson.

Research: How do polar bears keep warm ?

My Notes

- Thick, white coats for warmth and also camouflage
- Layer of blubber – useful when swimming
- Small ears to reduce heat loss



Summary


Do you know how the polar bears keep warm in cold weather?

Here are the reasons why.

Polar bears have thick white coats which give them warmth and camouflage. They also have layer of blubber to keep them warm when swimming in the cold weather.

There is also a secret reason for it, that's their small ears. They can prevent from losing heat.





With the thick white coat, layer of blubber and small ears, polar bears can keep warm in the cold weather.




PRACTICE
makes perfect!



Note Taking

-  Record key words and phrases
-  Use a highlighter
-  Know your purpose
-  Don't just record facts – write down questions, ideas and conclusions



**Don't write
complete
sentences!**



Record key word and phrases

First Steps on the Moon

When

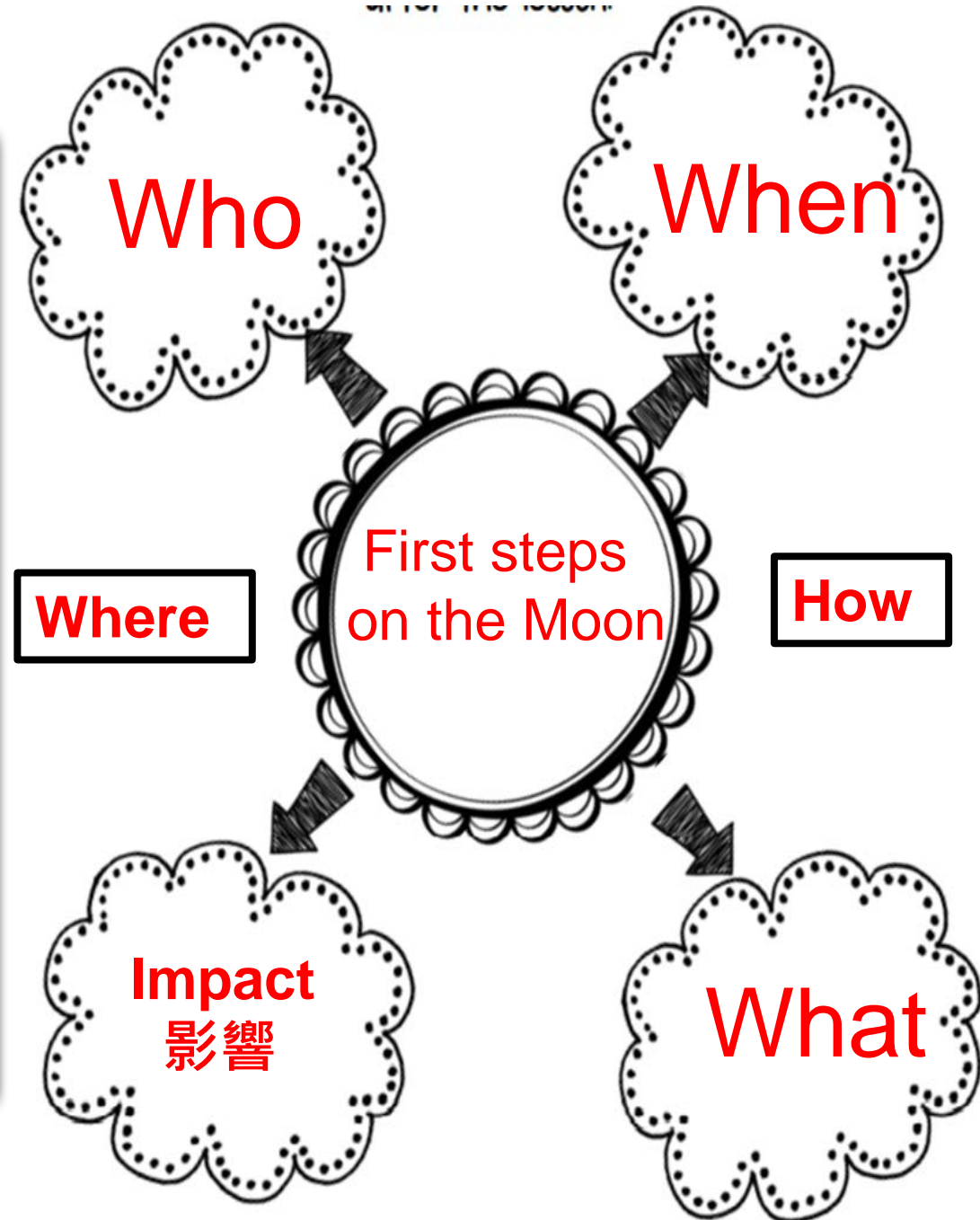
On July 20th, 1969, history was made when humans landed on the Moon for the first time. Four days earlier, the Apollo 11 spacecraft launched from the Kennedy Space Centre in the USA with an important mission to complete – to land humans on the moon and deliver them safely back to Earth. Michael Collins, Neil Armstrong and Edwin “Buzz” Aldrin travelled the journey and finally, at 8:20pm on July 20, landed safely on the Moon and took their first steps away from planet Earth. About 530 million people were watching when Neil Armstrong famously said: “...one small step for man, one giant leap for mankind!”

How

What

Who

Impact



Who → Michael Collins,
Neil Armstrong,
Edwin.

When → On July 20, 1969.

What → Human landed safely
to the moon and
back to the earth.




How → Appolo 11 spacecraft
successfully delivery
human to the outer
space.

Impact → One small step for
man; One giant step
for mankind.

My Notes

- On July 20, Neil Armstrong and his team made history to land safely on the Moon
- The Appollo 11 spacecraft completed the mission.
- Neil Armstrong said the mission is one step for man , one giant leap for mankind.

Push Your Thinking!

-  Think about a text as you read
-  Ask questions, record new ideas and make conclusions
-  Use the sentences starters



Questions, Ideas and Conclusions

- How did the spacecraft go through the earth to the space?
- How could human survive in the moon? How to breathe ? How to eat and drink ?
- Can human move to other planet in the future?



Write the topic in the center circle. Take notes in each bubble.
Add more bubbles if needed. Write a summary of your learning
after the lesson.

Who

What

First steps
on the Moon

How

When

Impact

Write a
Summary

First steps on the Moon

On July 20, Neil Armstrong
and his team made history to
land safely on the Moon.

The Appollo 11 spacecraft
completed the mission.

The mission is one step for
man , one giant leap for
mankind.



Notes

Who

How

What



Take notes on the lesson. Write a summary of what you have learned after the lesson.

First steps on the Moon

On July 20, Neil Armstrong and his team made history to land safely on the Moon.

The Appollo 11 spacecraft completed the mission.

The mission is one step for man , one giant leap for mankind.

Summary



When

Where

Impact

Notes

