



B1 L6 Built for Freedom The Statue of Liberty

授課老師：羅婉珍老師



Today, let's see how we
can read and comprehend
the 1st paragraph.

The 1st paragraphs

Let me show you how to find out the signal words for 5W1H questions! This can help you find the main idea(s)/aspect(s) it is mainly about.

It was October 28, 1886. **Even though** it was a rainy day in New York City*, close to a million people were out for their first look at the city's newest addition on Bedloe's Island*, which was later renamed Liberty Island*. When French sculptor* Frédéric Auguste Bartholdi* **removed**³ the large French flag from the front of his latest creation, the crowds cheered and the soldiers fired their guns in celebration⁴. The grand sight before their eyes was the Statue of Liberty.

Q: What is the 1st paragraph mainly about?/What aspect is it about?

Main Idea/
Aspect:

The
celebration
for the
Statue of
Liberty

The 1st paragraphs

It was October 28, 1886. **Even though** it was a rainy day in **New York City***, close to a million people were out for their first look at the city's newest addition on **Bedloe's Island***, which was later renamed **Liberty Island***. When French sculptor* **Frédéric Auguste Bartholdi*** removed³ the large French flag from the front of his latest creation, the crowds cheered and the soldiers fired their guns in **celebration**⁴. The grand sight before their eyes was the Statue of Liberty.

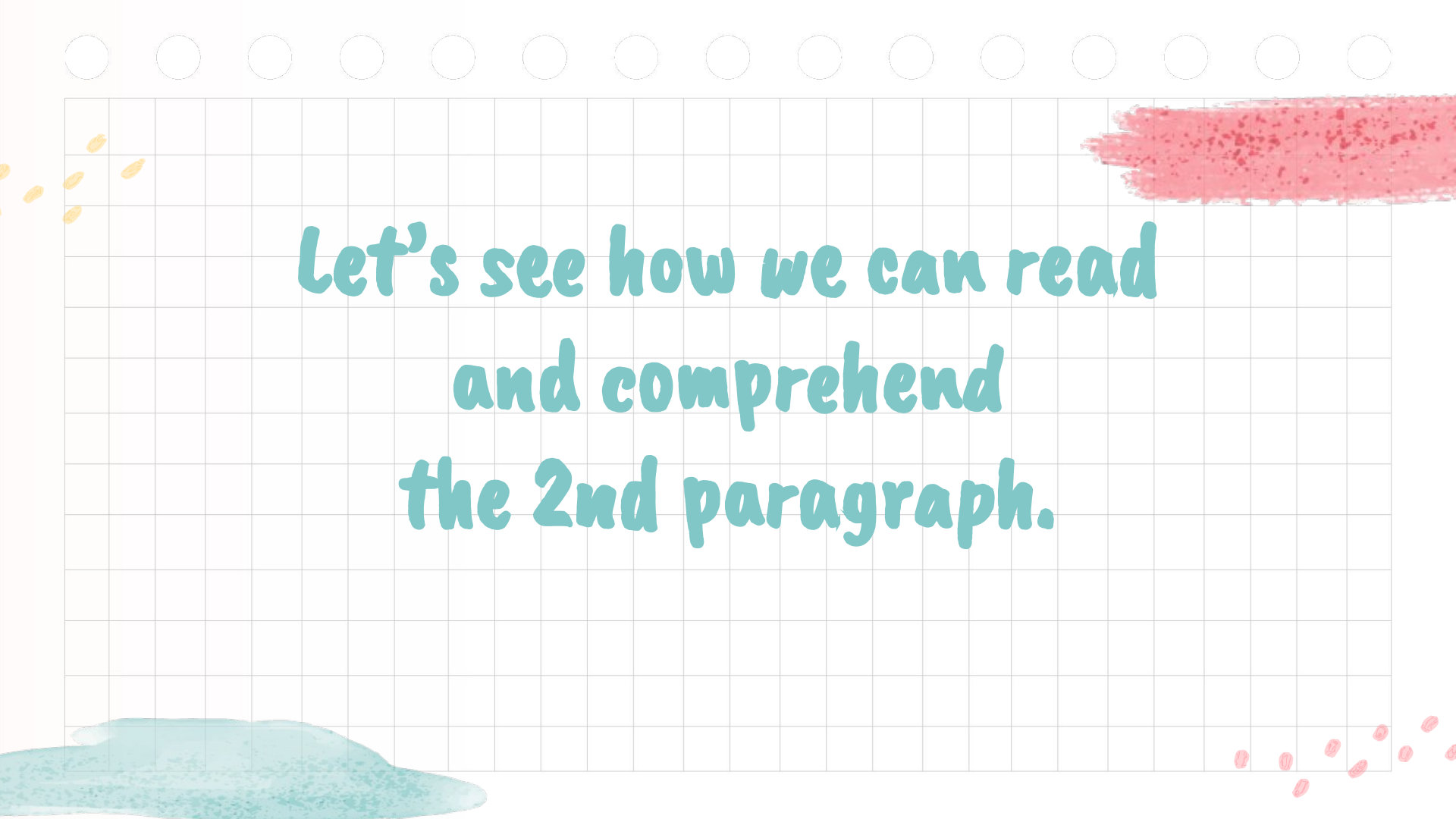
Reading Comprehension

1. When was the Statue of Liberty added to Bedloe's Island?
2. Who was the sculptor of the statue?
3. How did the American feel about the Statue of Liberty? How can you tell?

Let's answer the read comprehension questions!

The 1st paragraphs

It was when October 28, 1886. Even though it was a rainy day in where New York City*, who close to a million people were out for why their first look at what the city's newest addition on Bedloe's Island*, which was later renamed where Liberty Island*. When who French sculptor* Frédéric Auguste Bartholdi* removed³ the large where French flag from the front of his latest creation, the crowds why cheered and the soldiers fired their guns in why celebration⁴. The grand sight before their eyes was what the Statue of Liberty.



Let's see how we can read
and comprehend
the 2nd paragraph.

The 2nd paragraphs

Let's find out the signal words for 5W1H question together! This can help you find the main idea(s)/aspect(s) it is mainly about.

what who (giver)
The Statue of Liberty is a gift that France presented⁵
who (receiver) why (sent the gift)
to America to celebrate its one hundred years of
independence⁶ from Great Britain*. The full height what of
the monument⁷ is 305 feet, and the statue itself stands
how tall 151 feet tall. When it was first created, the statue's
what (material) copper* surface was reddish-brown*. Over time, this
what & why (cause)
outer layer* has been exposed to the air and oxidized*
what (effect)
so much that it has turned green.

Q: What is the 2nd paragraph mainly about?/What aspect(s) is it about?

Main Idea/
Aspect:

1. The origin
/Reason

2. The height

3. The color

The look

The 2nd paragraphs

The Statue of Liberty is a gift that France ^{what} ^{who (giver)} presented⁵ to ^{who (receiver)} America ^{why (sent the gift)} to celebrate its one hundred years of ^{what} independence⁶ from ^{how tall} Great Britain*. The full ^{what} height of the ^{how tall} monument⁷ is 305 feet, and the statue itself stands 151 feet tall. When it was first created, the statue's ^{what (material)} copper* surface was reddish-brown*. ^{what & why (cause)} Over time, this outer layer* has been exposed to the air and oxidized* ^{what (effect)} so much that it has turned green.


Reading Comprehension

1. Why did France send the Statue of Liberty to America?
2. How tall is the monument?
3. What was the color of the statue at first?
4. What makes the statue become green?

Let's answer the read comprehension questions!

The 2nd paragraphs

The Statue of Liberty is a gift that France ^{what} ^{who (giver)} ⁵ presented to America ^{who (receiver)} to celebrate its one hundred years of ^{why (sent the gift)} independence ⁶ from Great Britain*. The full ^{what} height of the ^{how tall} monument ⁷ is 305 feet, and the statue itself stands ^{what} 151 feet tall. When it was first created, the statue's ^{how tall} ^{what (material)} copper* surface was reddish-brown*. ^{what & why (cause)} Over time, this outer layer* has been exposed to the air and oxidized* ^{what (effect)} so much that it has turned green.



Let's see how you can read
and comprehend
the 3rd paragraph.

The 3rd paragraphs

It's your turn to find out the signal words for 5W1H questions! You can also **read the topic sentence**. This can help you find the main idea(s)/aspect(s) it is mainly about.

what (parts and meaning)

Each part of the statue has a special meaning. In her left hand, Lady Liberty holds a giant **tablet*** with the date “July 4, 1776” on it. It was on this day that the United States became independent, and the tablet **symbolizes**⁸ a new and free America. A giant **torch***, which symbolizes that Lady Liberty lights the way to freedom, is held firmly in her right hand.

The 3rd paragraphs Let's check your signal words together!

what (part and meaning)

where

Each part of the statue has a special meaning. In her left hand, Lady Liberty holds a giant **tablet*** with the date "July 4, 1776" on it. It was on this day that the United States became independent, and the tablet symbolizes a new and free America. A giant **torch***, which symbolizes that Lady Liberty lights the way to freedom, is held firmly in her right hand.

what (part)

when (date)

what (event)

what (symbol)

what (part)

what (symbol)

where

Q: What is the 3rd paragraph mainly about?/What aspect(s) is it about?

Main Idea/
Aspect:

Parts and
Symbols

1. Left hand: A
giant tablet

2. Right hand: A
giant torch

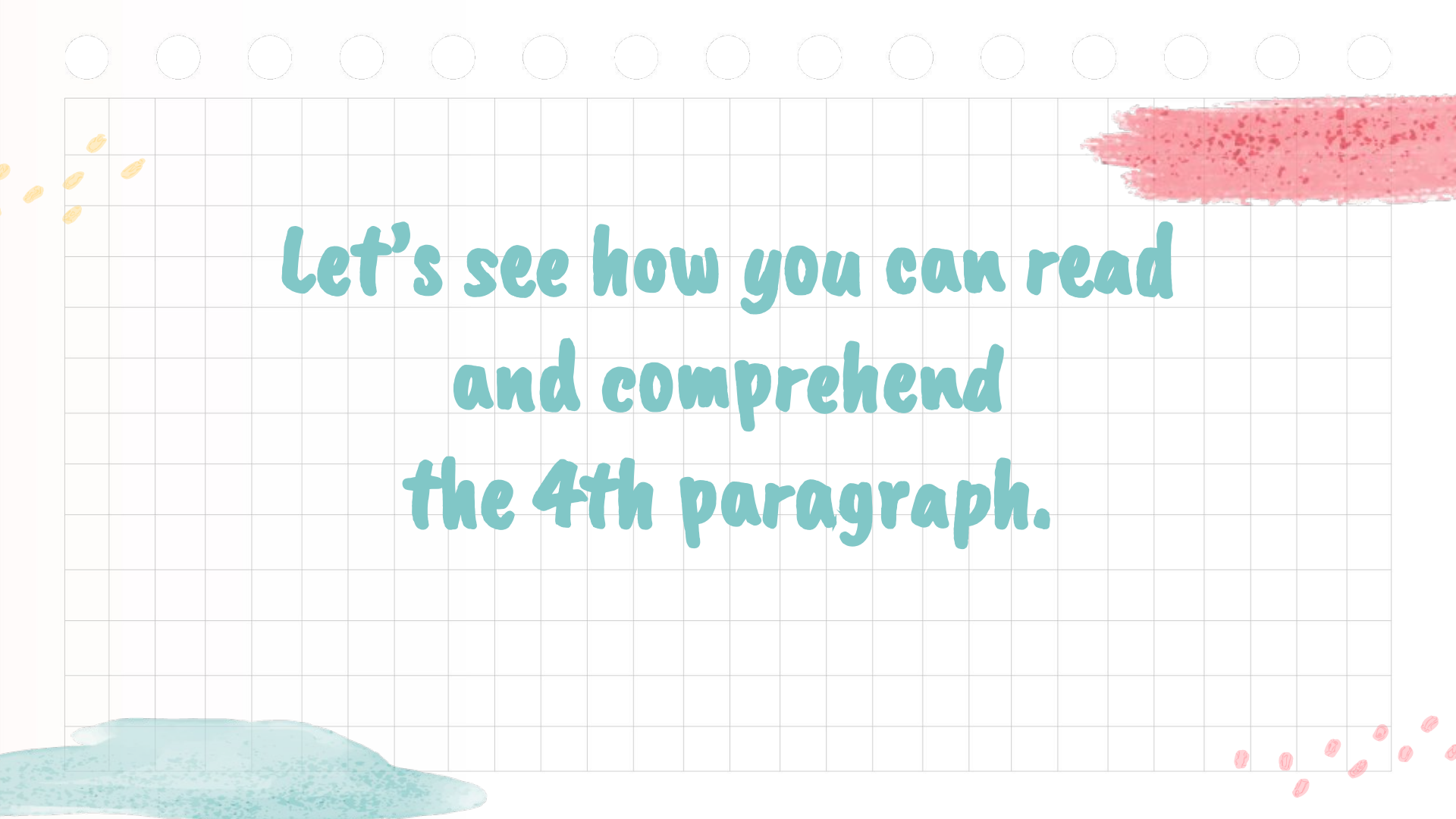
what (parts and meaning)
Each part of the statue has a special meaning. In her where left hand, Lady Liberty holds what (part) a giant **tablet*** with the date when (date) "July 4, 1776" on it. It was on this day that what (event) the United States became independent, and the tablet what (symbol) **symbolizes**⁸ a new and free America. A what (part) giant **torch***, which what (symbol) symbolizes that Lady Liberty lights the way to freedom, is held firmly where in her right hand.

Reading Comprehension

1. What is in her left hand?
2. When did the USA become independent?
3. What is in her right hand?
4. What does that symbolize?

Each member in each group takes turns to answer the questions to the teacher.

what (parts and meaning)
Each part of the statue has a special meaning. In her where left hand, Lady Liberty holds what (part) a giant tablet* with the date when (date) "July 4, 1776" on it. It was on this day that what (event) the United States became independent, and the tablet what (symbol) symbolizes⁸ a new and free America. A giant what (part) torch*, which symbolizes that Lady Liberty what (symbol) lights the way to freedom, is held firmly where in her right hand.



Let's see how you can read
and comprehend
the 4th paragraph.

The 4th paragraphs

It's your turn to find out the signal words for 5W1H questions! You can also **read the topic sentence**. This can help you find the main idea(s)/aspect(s) it is mainly about.

Other symbolic parts of the statue include Lady Liberty's **crown***, her dress, and the broken **chains*** at her feet. Seven **spikes*** rise from the top of the crown and **represent**⁹ the rays of the sun. Lady Liberty is thus **divine*** and shines her **heavenly*** light on the world. Her **robe*** in the **ancient**¹⁰ **Roman*** style shows that Bartholdi was also inspired by **Libertas***, the Roman **goddess*** of freedom. The broken chains represent the end of **slavery**¹¹ in the United States and symbolize freedom from **unfair**¹² **treatment**¹³.

The 4th paragraphs Let's check your signal words together!

what (parts and meaning)

Other symbolic parts of the statue include Lady Liberty's **crown***,
her dress, and the broken **chains*** at her feet. **Seven spikes*** rise from
the top of the crown and **represent** the rays of the sun. Lady Liberty
is thus **divine*** and shines her **heavenly*** light on the world. Her
robe* in the **ancient**¹⁰ **Roman*** style shows that Bartholdi was also
inspired by **Libertas***, the Roman **goddess*** of freedom. The broken
chains **represent** the end of **slavery**¹¹ in the United States and
symbolize freedom from **unfair**¹² **treatment**¹³.

Q: What is the 4th paragraph mainly about?/What aspect(s) is it about?

Main Idea/
Aspect:

Parts and
Symbols

1. Crown

2. Robe

3. Broken chains

what (parts and meaning)
Other symbolic parts of the statue include Lady Liberty's **crown***,
her dress, and the broken **chains*** at her feet. what (part) Seven **spikes*** rise from
the top of the crown and what (symbol) **represent** the rays of the sun. Lady Liberty
is thus **divine*** and shines her **heavenly*** light on the world. what (part) Her
robe* in the what (symbol) **ancient¹⁰ Roman*** style shows that Bartholdi was also
inspired by **Libertas***, the Roman **goddess*** of freedom. what (part) The broken
chains what (symbol) represent the end of **slavery¹¹** in the United States and
symbolize freedom from **unfair¹² treatment¹³**.

Reading Comprehension

1. What do the seven spikes symbolize?

2. What does the robe show?

3. What do broken chains symbolize?

Each member in each group takes turns to answer the questions to the teacher.

what (parts and meaning)

Other symbolic parts of the statue include Lady Liberty's crown*, her dress, and the broken chains* at her feet. Seven spikes* rise from the top of the crown and represent the rays of the sun. what (part) Lady Liberty is thus divine* and shines her heavenly* light on the world. Her robe* in the ancient¹⁰ Roman* style shows that Bartholdi was also inspired by Libertas*, the Roman goddess* of freedom. what (symbol) The broken chains represent the end of slavery¹¹ in the United States and symbolize freedom from unfair¹² treatment¹³. what (part)