



LG My Life in Your Hands

PRE-READING ACTIVITIES

1. Please look at the picture on page 126, what can you see in the picture?
What do you think this picture conveys? Please discuss with your partners.
2. Please finish the warm-up activity in your textbook. (P.127)

READING STRATEGY: IDENTIFYING WRITING HOOKS

Please finish this part in your textbook. (P.128)

☆ Local Comprehension Questions

P1 – A Hook

1. Underline the writing hook sentences in the first paragraph. Then check the type of writing hook the author uses.

- ☐ A quote.
- ☐ A misconception.
- ☐ Questions.
- ☐ Statistics.

2. The author uses “inverted sentences” (倒装句) in the first two sentences of this paragraph. Please rewrite them in their original form.

Behind every drawing is a story.

→ _____

Behind each stroke is an emotion.

→ _____

3. In the first paragraph, the author uses “parallelism” (排比) to enhance the aesthetic quality of the sentences. Please identify the indicators that signal its usage.

4. Please read through the introduction to Dürer's *Praying Hands* on page 130 and complete the summary below.

In the past, people believed the hands portrayed in *Praying Hands* were modeled after the hands of an _____, but now they are believed to be the hands of _____ or one of his brothers. Whether this piece is a _____ or a _____ is still under debate. Whatever the truth may be, this drawing is undoubtedly a wonderful piece. Currently, this amazing piece is _____ at the Albertina Museum in Austria.

P2 – The Background of Albrecht Dürer

1. Which of the following words best describes Dürer's family financial conditions?

- ☐ Comfortable.
- ☐ Wealthy.
- ☐ Struggling.
- ☐ Debt-ridden.

2. What is the main conflict between Albrecht and his brother, Albert? (Please copy the words down from the text.)


They _____

3. How was the conflict solved? (Please copy the words down from the text.)

They _____

P3 – The Sacrifice of a Selfless Brother

1. Look at the picture below. Please fill in the names of the characters according to the passage.



2. If you ought to find only **ONE NOUN** to summarize this paragraph, what would it be?

P4 – The Triumph of a Young Artist

1. Who does “the rising young artist” in line 26 refer to?

2. Who does “the selfless sibling” in line 29 refer to?

3. After graduating from the art academy, Albrecht wanted to _____ his brother and make him _____ too. (Please copy the words down from the text.)

P5 – A Heartbroken Fact

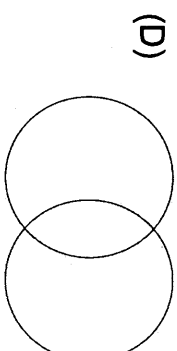
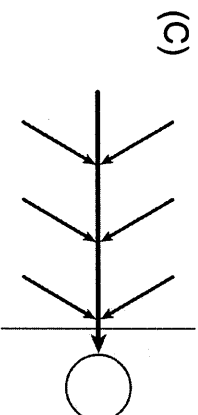
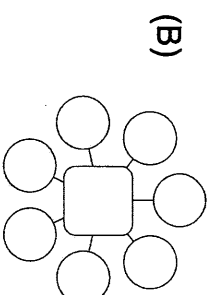
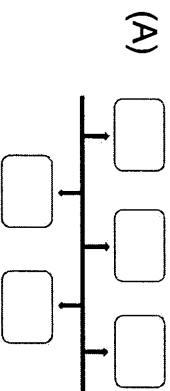
1. Why couldn’t Albert become an artist like his brother? (Please copy the words down from the text.)

He was unable to become an artist because _____

2. In this paragraph, there are many uses of past participles (過去分詞) as adjectives. Please underline the examples in the text.

3. Likewise, there are many uses of present participles (現在分詞) as adjectives in the previous paragraphs. Please underline the examples in the text.

4. Which of the following graphic organizers best illustrates the passage from paragraph 2 to 5?



P6 – The Meaning behind Praying Hands

1. What does “it” in line 45 refer to?

- ☐ The beautiful subject.
☐ *Praying Hands*.
☐ The ruined dream.

2. After reading the passage, what do you think *Praying Hands* was modeled after? Why? (Please discuss with your partner.)

