


Sandy & Emil's

TRAVEL JOURNAL



LET'S GET STARTED!

Each group will have...




a folder



**some pieces of
blank paper for
notes**



iPads



THINGS YOU SHOULD KNOW



1. Don't take the paper out of the folder.



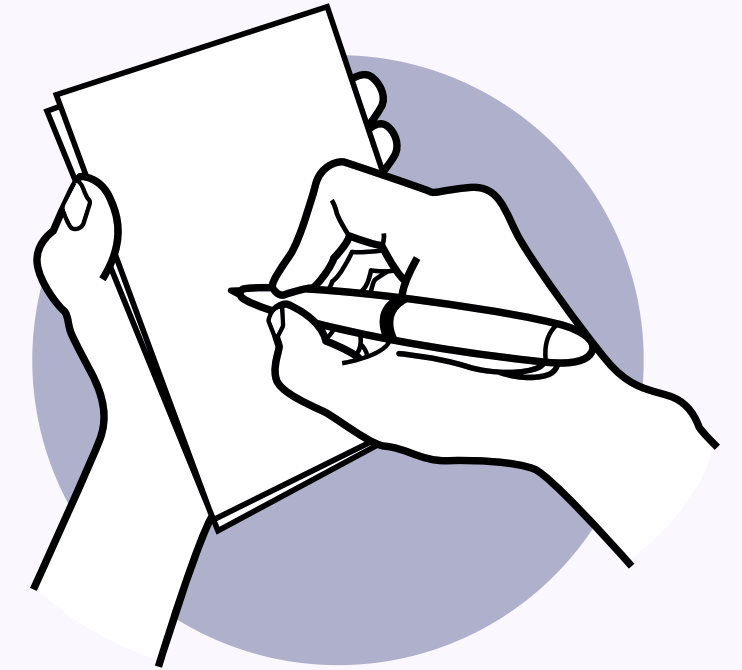
2. It's a group project, so each of you has to do at least one thing for your group.

at least 至少



3. The iPads are for searching only, not for anything else.

search 找(資料)




4. Take notes with the blank paper.
Keep your notes!
Put those notes in your folder for later.

GROUP WORK

Step 1: Read the scenario task together.

**Step 2: Share what you get from the task with others,
and choose what part you want to work on.**



2 or 3 students for
searching on the iPads



2 students for taking
notes

TODAY'S EXIT TICKETS

- 1. Answer at least 2 questions**
- 2. Write your answers on the blank paper**

You have to finish 1 and 2 before you leave the classroom!!!!



TODAY'S EXIT TICKETS

- 1. Answer all the questions!**
- 2. Write your answers on the blank paper**

You have to finish 1 and 2 before you leave the classroom!!!!






REVIEW & REFLECTION


For Sandy & Emil's travel plan project,
we learned to use...



**Google
Maps**



**Google
Travels**



**Google
Sheets**





REVIEW & REFLECTION

Question 1: Besides these Google apps, what other apps or websites did your group use on this project?

website 網站





REVIEW & REFLECTION

Question 2: How did I help during this project?





REVIEW & REFLECTION

Question 3: During this project, what was the most challenging part for me? What was the most challenging part for our group?

the most challenging 最有挑戰的





REVIEW & REFLECTION

Question 4: During this project, what was the most fun part for me?

the most fun 最有趣/好玩的





REVIEW & REFLECTION

Question 1: Besides these Google apps, what other apps or websites did your group use on this project?

Question 2: How did I help during this project?

Question 3: During this project, what was the most challenging part for me? What was the most challenging part for our group?

Question 4: During this project, what was the most fun part for me?



REVIEW & REFLECTION

Final work

Copy the questions to the board.

Paste your answers and notes on the board, and draw something to make your board beautiful!

Deadline: Dec. 24th.

paste 貼
deadline 繳交期限