

課程設計者	黃廷恩	服務學校	員東國小
教案名稱	Colors : What color do you see?		
教學年級	三年級	人數	28 人
公開授課時間	0 年 0 月 0 日 第一節 8:40~9:20	授課地點	英語教室
教學目標	1. 學生能聽懂、說出並認讀單字： red · orange · yellow · green · blue · purple · pink. 2. 學生能聽懂 What color is it? 並回答 It's _____. 3. 學生能說出句子 The <u>apple</u> is <u>red</u> .並代換其單字。		
對應能力指標	◎B1-1-8 能聽懂中年段所習得的句子。 ◎B2-1-3 能說出中年段所習得的詞彙。 ◎B2-1-9 能以中年段簡易句型作簡單的提問、回答。 ◎B5-1-2 能聽懂及辨識中年段所習得的詞彙。 ◎D6-1-2 樂於回答教師或同學所提的問題。 ◎D6-1-6 樂於接觸課外英語學習素材		

教案名稱：What colors do you see?

教學目標	教學流程及活動設計	時間	教學資源	教師語言
D6-1-2	<p>引起動機【Warm up】</p> <p>1.教師以 Hello · good morning 和學生打招呼，並引導學生回答 Good morning · teacher 作為開場。</p> <p>2.教師先拿出一盒彩色筆，請學生仔細觀察，教師用問題引導學生回答，引起學生的學習動機，例如:What color do you see?</p> <p>3.緊接著討論學生喜歡的顏色,帶入課程主題。</p> <p>In the begin of the class ,teacher shows a box of color pencils to lead students for discussing what the colors do you like . It makes students easy to understand the topic.</p>	5 mins	※Color Pencils	<p>1. What color do you see?</p> <p>2. What color do you like?</p>

D6-1-6	<p>發展活動 A 【Introduction working time】</p> <p>◎學生將分成四組，一組五人。</p> <p>◎基本單字以及句型認識。</p> <p>※字彙：red · orange · yellow · green · blue · purple · pink.</p> <p>※句型：What color is it? It's_____.</p> <p>(1)播放影片，透過影片辨識外國老師的發音。(帶念單字，每個單字念三次) https://youtu.be/SLZcWGQQsmg</p> <p>(2)詢問學生看見什麼顏色，以組別回答。 Q: What color do you see? A: I see _____.</p> <p>(3)遊戲：擲骰子配對。 教師將色卡貼在黑板寫上數字，以各組派出一名組員擲出電子骰子，其他組員需同聲問問句。 Q: What color is it ? A: It's _____.</p> <p>※ 評量指標：</p> <p>◎學生能自主的產生聯想</p> <p>◎學生能每次都能正確讀出所學單字。</p> <p>◎學生能把顏色單字與已知概念連結。</p> <p>◎學生能在沒有老師的幫助下自行操作活動。</p> <p>Students work in groups of 4. Teacher plays a video from YouTube which about COLORS , students need to remember what colors will be shown on it. Brainstorm things that are correlated with the colors.</p> <p>※ Game Time (Throw a die)</p>	15 mins	<p>※PPT</p> <p>※Flash cards</p> <p>※Internet info</p> <p>※Videos from the YOUTUBE</p> <p>※ Electronic dies from the internet</p>	<p>1. What color do you see? I see_____</p> <p>2. What color is it? It's _____.</p>
--------	--	---------	--	---

B2-1-3 B2-1-9 D6-1-2	<p>發展活動 B 【Presentation】</p> <p>※延伸句型 The <u>apple</u> is <u>red</u>.</p> <p>※ 字彙：book , eraser , pen , ruler, pencil</p> <p>團體書寫：</p> <p>(1)教師展現五樣文具 PPT 圖檔輪流撥放，學生動動腦並寫下句型在小白板上。最先完成且句型正確的小組得分。</p> <p>例如：The 文具 is 顏色。</p> <p style="padding-left: 40px;">The book is blue.</p> <p>(2)學生透過學習單方式共同討論完成書寫部分。各組派出兩位（程度最好及最弱）一起上台發表答案。</p> <p>※評量指標：</p> <p>◎在熟悉的語言下體驗到兩個目標語言策略。</p> <p>◎通過遊戲理解使用顏色可以形容很多物品。</p> <p>Through the flash cards to make a new sentence.Especially the vocabularies are from the stationeries which they have learned before.</p> <p>Team work: Teacher gives one worksheet to each team. They need to help each other and share ideas to finish it .After doing well two of the students need to speak it out loudly in front of class.</p>	10 mins	※PPT ※White boards ※Markers ※Worksheet	1. What color is <u>the angry bird</u> ? <u>The angry bird</u> is <u>red</u> .
----------------------------	---	------------	---	---

B1-1-8 B2-1-3 B2-1-9 B5-1-2 D6-1-2 D6-1-6	<p>統整與總結【Wrap up】</p> <p>通過歌曲不斷重複聽、讀、說，熟悉所學句型。對照歌詞連結自己生活中的顏色。</p> <p>評量指標：</p> <p>◎學生可以理解教學句型在歌曲中的意思。</p> <p>◎學生每次都能正確的唱出關鍵句。</p> <p>◎學生能在沒有老師的幫助下唱出這歌曲。</p> <p>★the colors song</p> <p>Brown bear , brown bear , what do you see ?</p> <p>The link of the song from : https://www.bilibili.com/video/BV1g441187RA/</p> <p>Brown bear, brown bear, what do you see?</p> <p>I see a red bird looking at me.</p> <p>Red bird, red bird, what do you see?</p> <p>I see a yellow duck looking at me.</p> <p>Yellow duck , yellow duck , what do you see?</p> <p>I see a blue horse looking at me.</p> <p>Blue horse, blue horse, what do you see?</p> <p>I see a green frog looking at me.</p> <p>Green frog, green frog, what do you see?</p> <p>I see a purple cat looking at me.</p> <p>Purple cat, purple cat , what do you see?</p> <p>I see a white dog looking at me.</p> <p>White dog , white dog, what do you see?</p> <p>I see a black sheep looking at me.</p> <p>Black sheep , black sheep, what do you see?</p> <p>I see a goldfish looking at me.</p> <p>Goldfish, goldfish, what do you see?</p> <p>I see a monkey looking at me.</p> <p>Monkey , monkey , what do you see?</p> <p>I see children looking at me.</p> <p>Children , children , what do you see?</p> <p>I see a brown bear, a red bird, a yellow duck, a blue horse, a green frog, a purple cat, a white dog, a black sheep, a goldfish, a monkey, looking at us.</p> <p>That's what we see</p>	5 mins	※Videos from the YOUTUBE	<p>※Sing with the lyrics.</p> <p>Students can follow the lyrics to know more vocabulies about animals and practice the colors that we have learned .</p>
--	--	--------	--------------------------	--

What colour is it?

1- Colour the object and then write the name of the colour.

Yellow

Red


Purple

Pink

Blue

Orange

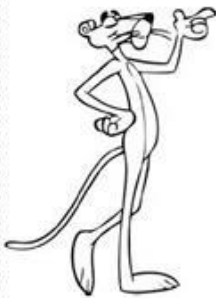
Black




Minions are



The crazy minion is




The panther is



The angry bird is



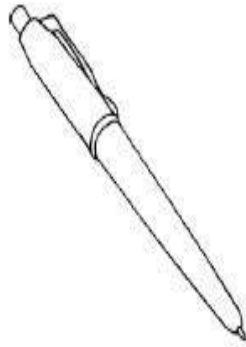
Garfield is



Doris is



My book is red.



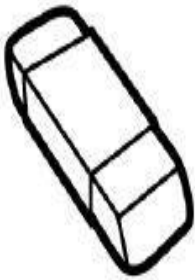
My pen is ____.



My notebook
is ____.



My pencil
is ____.



My eraser
is ____.



My marker
is ____.



My ruler is green.



My pencil case
is ____.