

教育部國民及學前教育署補助國民中小學部分領域課程雙語教學實施計畫
計畫名稱：本土雙語教育模式之建構與推廣：以臺灣國中小為現場之實踐



雙語課程教案設計



The Design of Bilingual Lesson Plan

學校名稱 School	彰化縣大村國小	課程名稱 Course	六年級音樂
單元名稱 Unit	Chinese Instrument	學科領域 Domain/ Subject	藝術領域
教材來源 Teaching Material	翰林六下音樂 自編	教案設計者 Designer	彰化縣大村國小林義凱、魏相英
實施年級 Grade	六	本單元共 4 節 The Total Number of Sessions in this Unit	
教學設計理念 Rationale for Instructional Design	以舊經驗 Symphony Orchestra 交響樂團的樂器，弦樂、銅管、木管及打擊四大類為基礎，進而連結到中國樂器的拉、吹、彈、打四大類中國樂器，讓孩子能認識中西方樂器的發聲原理及特性。		
學科核心素養 對應內容 Contents Corresponding to the Domain/Subject Core Competences	總綱 General Guidelines	B3 藝術涵養與美感素養 C3 多元文化與國際理解	
	領綱 Domain/Subject Guidelines	藝-E-B3 善用多元感官，察覺感知藝術與生活的關聯， 以豐富美感經驗 藝-E-C3 體驗在地及全球藝術與文化的多元性	
	校本素養指標 School-based Competences	無	
學科學習重點 Learning Focus	學習表現 Learning Performance	音 2-III-1 能使用適當的音樂語彙，描述各類音樂作品 及唱奏表現，以分享美感經驗。 音 2-III-2 能探索樂曲創作背景與生活的關聯，並表達 自我觀點，以體認音樂的藝術價值。	
	學習內容 Learning Contents	音 A-III-1 器樂曲與聲樂曲，如：各國民謠、流行歌曲、 中外古典音樂等，以及樂曲之作曲家、演奏者、傳統藝師 與創作背景。	
學生準備度 Students' Readiness	1. 學科準備度 Readiness of Domain/Subject 學生已學習四大類西洋管弦樂器。(弦樂器 strings family、木管樂器 woodwind family、銅管樂器 brass family、打擊樂器 percussion family。)		

教育部國民及學前教育署補助國民中小學部分領域課程雙語教學實施計畫
計畫名稱：本土雙語教育模式之建構與推廣：以臺灣國中小為現場之實踐

	<ul style="list-style-type: none"> ● 英語準備度 Readiness of English 學生自五年級開始，已上雙語音樂課一年，目前為六年級學生。 ● 能聽懂老師在課堂的指令與提問。 ● 能以學過的形容詞及簡單句子，來描述所聽到的樂器音色或音樂的感受。 			
單元學習目標 Learning Objectives	能認識國樂器『吹拉彈打』四大類的所有樂器，並能以簡單句子形容樂器的音色及音樂帶給人的感受度。			
中／英文 使用時機 Timing for Using Chinese/ English	教師 Teacher		學生 Students	
	When : I use English when questioning students. Where : 講解樂器詳細特性時使用中文 I use English in showing the instrument's photo, question and video.		When : Students can use Chinese and English to answer the question. Where : Students have to read the English question on the slide and use the remote to choose the correct answer.	
教學方法 Teaching Methods	專題式、練習法、表達法、精熟法、發現式、示範法、個別化、差異化、問題導向法			
教學策略 Teaching Strategies	IRS 即時反饋系統、圖片、多媒體影音			
教學資源及輔助器材 Teaching Resources and Aids	1. 口語問答評量。 2. IRS 即時反饋系統提問。			
評量方法 Assessment Methods				
評量規準 Rubrics	Criteria	Super	Good	Not yet ready
	能參與並以 IRS 回答教師的各項問題	每個問題皆能答對	能答對 2/3 以上的問題	能答對 1/3 以上的問題
	能以英文說出樂器名稱	能以英文說出所有學到的樂器	能以英文說出 1/2 以上所學到的樂器	能以英文說出 1/2 以下所學到的樂器
	聆聽樂曲後以簡單的句子說出自己對樂曲的感受度	能以英文使用感受形容詞(8種)，說出自己對樂曲的感受度	能以英文使用感受形容詞(4種以上)，說出自己對樂曲的感受度	能以英文使用感受形容詞(3種以下)，說出自己對樂曲的感受度
聽辨樂器的聽音	能以英文使用音	能以英文使用音	能以英文使用音	

	並以簡單的形容詞及句子描述聲音的特性	色形容詞(8種), 描述樂器的聲音	色形容詞(4種以上), 描述樂器的聲音	色形容詞(3種以下), 描述樂器的聲音
	IRS 測驗	能全部答對 IRS 評量中的所有題目	能答對2/3IRS評量中的題目	能答對1/3IRS評量中的題目
議題融入 Issues Integrated		(無則免填, 若有, 請填寫至多兩項相關議題。Please write down no more than two issues if there is any.)		
教學流程 Teaching Procedures				
第一節	準備階段 Preparation stage			時間 Time
	1. 引起動機-Hello Song It's time to start. Let's sing the Hello Song.			1'
	2. 複習舊經驗 The sound of _____ is _____. This music makes me feel _____.			4'
	Do you remember these words?		How does this music make you feel ?	
	bright warm full whistling deep clear wind-like soft		This music makes me feel _____. excited sad comfortable peaceful relaxed scared nervous happy	
	發展階段 Development stage			
	1. 發展活動一-拉弦樂器Chinese Bowed Instruments Review the western stringed instruments.			8'
	Let's review these instruments.			
				
	The sound of _____ is _____.			
	① Listen carefully.  This instrument sounds like _____.			
	① Violin ② Viola ③ Cello ④ Double Bass			

<p>第二節</p>	<p>The Erhu sounds like the violin.</p> <p>2. Watch the Erhu video. Introduce the Chinese bowed instruments and compare with the western stringed instruments.</p> <div style="display: flex; justify-content: space-around;"> <div style="text-align: center;"> <p>Chinese bowed instruments</p>  </div> <div style="text-align: center;"> <p>Western stringed instruments</p>  </div> </div>	<p>10'</p>		
	<p>3. Ss learn to say “The _____ sounds like the _____.”</p> <p>4. Ss learn to say “The sound of _____ is _____ sounds like the _____.”</p> <p>The sound of <u>(1)</u> is <u>(2)</u> like the <u>(3)</u>.</p> <table style="width: 100%; border: none;"> <tr> <td style="width: 33%; vertical-align: top;"> <p>(1) gaohu erhu zhonghu gehu bass gehu</p> </td> <td style="width: 33%; vertical-align: top;"> <p>(2) bright full deep wind-like warm whistling clear soft</p> </td> <td style="width: 33%; vertical-align: top;"> <p>(3) violin viola cello double bass</p> </td> </tr> </table> <p style="text-align: center;">第一節結束 End of the first session</p>	<p>(1) gaohu erhu zhonghu gehu bass gehu</p>	<p>(2) bright full deep wind-like warm whistling clear soft</p>	<p>(3) violin viola cello double bass</p>
<p>(1) gaohu erhu zhonghu gehu bass gehu</p>	<p>(2) bright full deep wind-like warm whistling clear soft</p>	<p>(3) violin viola cello double bass</p>		

1. Review the Chinese bowed string instruments. Show the four categories of the Chinese Instruments.

4 Categories of Chinese Instruments

(textbook p.101)

- 1. bowed strings instruments
(gaohu, erhu, zhonghu, gehu, bass gehu)
- 2. plucked strings instruments 
- 3. percussion instruments 
- 4. woodwinds instruments 

5'

2. Compare the sounds of flute and dizi.

What's the difference between A and B ?



The sound of A is _____.

The sound of B is _____.

bright
full
deep
wind-like

warm
whistling
clear
soft

The sound of (樂器) is (音色) like the (樂器).

bright
full
deep
wind-like

warm
whistling
clear
soft

5'

3. Introduce the Chinese flute (dizi, bamboo flute, bangda, qudi...etc.)

Introduction to the Dizi


- 1. made of bamboo
- 2. six finger holes
- 3. length and scale






5'

5'

4. Watch the video about xiao. Compare the sound of dizi and xiao

Xiao 

Dizi  **Horizontal(橫)**
pitched higher


 **Xiao**  **Vertical(直)**
pitched lower

5'

5. Watch the video about dizi and flute duo.

6. Compare the sounds of oboe and suona.

Oboe  **A**

Suona  **B**

The sound of (樂器) is (音色) like the (樂器).

bright	warm
full	whistling
deep	clear
wind-like	soft

5'

7. Introduce the suona and watch the video.

Introduction to the Suona

1. Suona, also called laba
2. Chinese Double-reed instrument.
3. eight finger holes (seven in front and one in back).



8. Compare the sounds of harmonica and sheng.










A  **Harmonica** 

B  **Sheng**

The sound of (樂器) is (音色) like the (樂器).

bright	warm
full	whistling
deep	clear
wind-like	soft

5'

<p>第三節</p>	<p>9. Introduce the sheng and watch the video.</p> <p>Introduction to the Sheng</p> <p>1.polyphonic 複音</p> <p>2.Covering the hole</p> <p>3.hole is open, no sound</p>  <p style="text-align: center;">第二節結束 End of the second session</p> <p>1. Review the woodwind instruments.</p> <p>2. Quiz Time. Listen and choose.</p> <p>Q Listen and choose. </p> <p>Q Which is Polyphonic instrument?</p> <p>① Dizi</p> <p>② Xiao</p> <p>③ Suona</p> <p>④ Sheng</p> <p>① Dizi</p> <p>② Xiao</p> <p>③ Suona</p> <p>④ Sheng</p> <p>3. Show the photos of Chinese Plucked Strings instruments.</p> <p>Yangqin</p>  <p>Pipa</p>  <p>Chinese Plucked Instruments</p> <p>striking the strings using your fingers or a plectrum.</p> <p>Guzheng</p>  <p>Liuqin</p>  <p>Ruan</p>  <p>plectrum (Pick)</p>  <p>finger</p> 	<p>5'</p> <p>9'</p> <p>1'</p> <p>5'</p> <p>5'</p>
------------	--	---

4. Introduce the pipa and watch the video.



Pipa (琵琶)

Pear-shaped

4 nylon strings

"Pi" and "Pa" represent the "plucking"



5'

5. Introduce the ruan and watch the video.



Ruan(阮)

4 Strings

Circular Body

Chinese Guitar



5'

6. Introduce the liuqin and watch the video.



Liuqin(柳琴)

Pear-shape

4 steel strings

Smaller than Pipa

Pitch higher than Pipa



5'


7. Introduce the guzheng and watch the video.



Guzheng(古箏)

Long rectangle wood box

21 nylon and steel strings



4'

第四節

8. Introduce the yangqin and watch the video.



6'

第三節結束 End of the third session

1. Review the plucked strings instruments.

2. Quiz Time.

④ Which instrument have long rectangle box and 21 steel and nylon strings ?

- ① Pipa
- ② Ruan
- ③ Liuqin
- ④ Guzheng
- ⑤ Yangqin

4'

④ Which instrument have pear-shaped body, 4 strings and pitch higher than Pipa?

- ① Pipa
- ② Ruan
- ③ Liuqin
- ④ Guzheng
- ⑤ Yangqin

4'

3. Show the photos of Chinese Plucked Strings instruments.



4'

4. Introduce the tanggu and watch the video.

Tanggu



Many different size
Made of animal skin
Played with wooden drumsticks



4'

5. Introduce the Chinese cymbals and watch the video.



Chinese Cymbals

Many different size
Two circular discs



4'

6. Introduce the gong and watch the video.

Gong



made of bronze(青銅)
shaped like plates



4'

7. Introduce the muyu and watch the video.




Muyu (Wooden Fish)



Used in Buddhist ceremonies(佛教儀式)



6'

	<p>8. Introduce the clappers and watch the video.</p> <p>Clappers(Paiban) Made of wood or bamboo</p>  <p>9. Quiz Time.</p> <p>第四節結束 End of the fourth session</p>	
<p>參考資料 References</p>		